



LYNX

PRODUCT SPEC BOOK 2027
VEHICLE SPECIFICATIONS – ACCESSORIES – APPAREL

LYNX 2027

THE TOUGHER IT GETS THE BETTER IT FEELS. CRAZY? MAYBE. HAPPY? DEFINITELY.

Built tough for the deep snow, the roughest trails and the most demanding terrains. Lynx delivers performance with power, durability and pure thrills.



VEHICLE SPECIFICATIONS

- 7** Rave RE
- 8** Rave 200
- 9** Adventure Core
- 10** Adventure Limited
- 11** Adventure Electric
- 12** Xterrain Core
- 13** Xterrain Limited
- 14** Xterrain RE
- 15** Brutal RE
- 16** Commander Core
- 17** Commander Limited
- 18** Commander RE
- 19** Shredder Core
- 20** Shredder RE
- 21** Shredder DS
- 22** 49 Ranger Core
- 23** 49 Ranger PRO
- 24** 59 Ranger Core
- 25** 59 Ranger PRO
- 26** 59 Ranger Alpine
- 27** 69 Ranger PRO
- 28** 69 Ranger Alpine
- 30** Models and platforms
- 32** Comparison table

ACCESSORIES

- 35** LinQ Accessories
- 36** Accessory bundles
- 38** Storage
- 56** Seats & Accessories
- 61** Wind protection & Mirrors
- 70** Bumpers
- 74** Towing
- 75** Skid plates, Protectors & Reinforcement
- 79** Cooling
- 82** Ergonomics
- 87** Lights
- 89** Electrical
- 95** Rave 120 & 200 Accessories
- 96** 59 Ranger & 69 Ranger Alpine Accessories
- 98** Suspension
- 100** Covers
- 102** Skis
- 106** Universal
- 108** Trailing & Covers
- 111** Parts & Performance
- 112** PDrive Pulley Service Kits
- 113** XPS Oils and Maintenance Products
- 115** Tracks and Drive Belts

APPAREL

- 118** Shell layer comparison chart
- 120** Stamina
- 125** Squadron
- 126** Riding gear – product families
- 127** Technology guide: Sympatex
- 128** Technology guide: Primaloft
- 129** Apparel technologies
- 131** Radiant Electronics Pocket
- 132** Quantum
- 136** How to layer right
- 137** Tec Layer
- 138** Racing
- 140** Lynx x Svala
- 144** Oxygen Helmets
- 146** Advex Helmets
- 148** Vibe Communication System
- 150** Pyra Helmets
- 151** Exome Helmets
- 152** Rayvik Helmets
- 154** M-Forge, eLinQ and Fidlock technologies
- 156** Goggles
- 158** Bags
- 159** Handwear
- 160** Headwear
- 162** Sportswear
- 167** Footwear
- 168** Kidswear
- 170** How to measure

2027 WHAT'S NEW

RACING EDITION
20
YEARS
ANNIVERSARY



RAVE RE 20 YEARS. ONE CHAMPION.

New 600RR engine option and re-calibrated suspension for the roughest of trails. The 20th Anniversary edition of the trail legend is the most chased machine on the trails.



SHREDDER RE 3700 THE NEXT LEVEL OF FUN-FACTOR

Significant weight saving, improved deep snow performance and narrowed 34" ski stance. The renewed Shredder RE delivers fun-factor boosted to a new level!



NEXT GENERATION PRO LINEUP PERFORMANCE BUILT FOR PROS

The 59 Ranger and the 69 Ranger enter a new era with the Radian² platform. The 49 Ranger gets the new Rotax 600RR E-TEC engine option for more power and smoother performance. The PRO lineup is stronger than ever to get the job done.



ROTAX® 600RR E-TEC MORE POWER, BETTER FUEL ECONOMY

The new leader in the 600cc class. 130 hp of power, better throttle response and improved oil and fuel efficiency. Available optional in Rave RE, Xterrain Limited, Shredder Core, 49 Ranger PRO and Commander Core packages.



THE NEW GROUP RIDE FEATURE 10.25" TOUCHSCREEN DISPLAY WITH BRP CONNECT, FEATURING BUILT-IN GPS WITH GROUP RIDE

Now available in Europe! The Group Ride feature on the 10.25" Touchscreen lets you see friends and other vehicles on the map with no phone or cellular network. Perfect for group adventures on or off-trail.

NEW APPAREL

CROSSOVER



**NEW STAMINA
ENDURO 2.0 STX
JACKET**

**RE-DESIGNED
SQUADRON MOTION
JACKET AND
HIGHPANTS**

**NEW LYNX
CROSSOVER
GLOVES**

TRAIL



**IMPROVED STAMINA
TRAIL JACKET AND
HIGHPANTS FOR MEN
AND WOMEN**

**IMPROVED
LYNX RACING
JACKET AND
PANTS**

**NEW
LYNX
YOUTH
OPS**

**NEW RAYVIK
HELMET AND
LYNX RAYVIK
GOGGLES**

DEEP SNOW



**FRESH COLORS FOR
QUANTUM 2.0 JACKET
FOR MEN**

**IMPROVED TECLAYER
HYBRID JACKET AND
SHORTS**

SPORTSWEAR



**RACING EDITION CAPSULE
FOR MEN AND WOMEN TO
CELEBRATE THE RAVE RE
20TH ANNIVERSARY**

**SHERPA FLEECE
JACKETS FOR
MEN AND WOMEN**

NEW ACCESSORIES



GPS MODULE WITH GROUP RIDE

Locate your friends and other vehicles around on the map without a phone connection or cellular network. The new Group Ride Feature is a perfect addition for group adventures on or off-trail, offering extra peace of mind in the backcountry.



ADJUSTABLE HEATED BRAKE LEVER

3-position heated lever provides warmth in freezing weather. Toolless design adjusts easily with 6 increments. Shape and size is optimized for 1 or 2 fingers.



LIHQ 60 L SPORT UTILITY CARGO BOX

Maximize adventure with this versatile cargo solution. Use it as weather-resistant, lockable storage, or remove the lid instantly for taller loads. Mount extra LinQ accessories on top for added capacity. Internal tie-downs keep gear secure on any ride. Durable and adaptable without compromise.

ROTAX® ENGINES

ROTAX 2-STROKE ENGINES

Heart-thumping power, lightweight design, proven reliability – E-TEC direct-injection engine technology delivers the most sought-after attributes in the snowmobile industry.

Our lineup of 2-stroke engines now includes the brand-new 600 EFI (Electronic Fuel Injection) engine. Reliable, affordable and easy to use, it's an entry-level engine that far exceeds what you thought an entry-level engine had to be.

With E-TEC engine lineup you also get:

- Industry-leading fuel economy²
- Excellent oil economy
- Virtually no smoke or smell
- Light, linear throttle pull
- Automatic summerization process

850 E-TEC TURBO R

- 180 hp up to 2400 meters¹
- World's first factory-built 2-stroke turbo
- Water injection system for optimal intake air temperatures (trail models only)

850 E-TEC

- 165 horsepower¹
- Down to 12.3 L/100 km²

600RR E-TEC

- 130 horsepower¹
- New Smart ECO mode and Silent-Stop function

600 EFI

- 85 horsepower¹
- Down to 13.3 L/100 km²

E-TEC engines are the best-selling 2-stroke engines in snowmobiling.⁴

ROTAX ACE™ 4-STROKE ENGINES

With the Advanced Combustion Efficiency (ACE) family of engines, BRP engineers optimized the combustion system, reduced mechanical friction, and freed intake and exhaust breathing. The result is the most efficient engines in snowmobiling. Not only are they efficient, they're a pleasure to operate and own. Very little maintenance is required; they run smoothly and produce a nice, solid – yet quiet – sound.

900 ACE TURBO R

- Rotax-designed turbocharger
- 180 horsepower¹
- Cable-activated throttle with reconfigured iTC

900 ACE TURBO WITH iTC

- 130 horsepower¹
- Down to 12.1 L/100 km³

900 ACE WITH iTC

- 3 cylinders
- 95 horsepower¹
- Down to 10.8 L/100 km³

600 ACE WITH iTC

- 2 cylinders
- 62 horsepower¹
- Down to 8 L/100 km – the most fuel-efficient in the entire industry³

ACE engines are the best-selling 4-stroke engines in snowmobiling.⁴



INTELLIGENT THROTTLE CONTROL

Standard on the ACE engines, the iTC™ system delivers a whole different snowmobiling experience.

- **Driving Modes:** A button on the console enables you to select one of three driving modes. Standard mode ensures a smooth start and linear acceleration; Sport enables full performance and quicker acceleration; ECO® limits top speed and acceleration rates for a more relaxed, fuel-conserving ride.
- **Finger Throttle** (only on 600 ACE and 900 ACE engines without Turbo): The throttle block can be rotate forward for use as a finger throttle, if preferred. Great for changing hand positions on a long ride and for more control through bumps.

¹ Observed metric horsepower based on internal dyno test performed in optimal conditions.

² Data based on internal engineering trail testing.

³ Data based on internal engineering trail testing in ECO mode.

⁴ Based on retail sale results as of December 31, 2019.



Experience the advantage of XPS. Oil and care products engineered to extend the life of your ride, tested in the world's harshest conditions, and designed to optimize your vehicle's performance. Learn more at [XPSlubricants.com](https://www.xpslubricants.com)

RAVE RE

Built with pure racing pedigree. Unbeatable in aggressive trail riding especially on rough trails.



WHAT'S NEW

- Rotax® 600RR E-TEC engine option with booster injectors, Silent-Stop function (only with e-start) and Smart ECO mode
- Rave RE 20th Anniversary coloring
- 3300 mm track length and rewind starter as option (only with 600RR engine)
- New stiffer shock calibration in rear suspension (similar with former Enduro package)
- Group ride feature on the 10.25" Touchscreen Display

PACKAGE HIGHLIGHTS

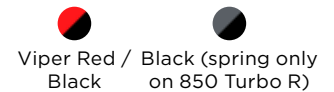
- LFS-R front suspension
- Electric Starter standard on 850 E-TEC, optional on 600RR E-TEC
- 38 mm Ice Ripper XT studded track (850 E-TEC and 850 E-TEC Turbo R) or 41 mm Cobra (600RR E-TEC)
- Launch Control and E-TEC SHOT starter (850 E-TEC Turbo R only)
- 10.25" Touchscreen Display with BRP Connect and built-in GPS
- High-performance 4-piston brake caliper with adjustable brake lever
- Kashima coated high-performance KYB PRO 46 HLCR shocks
- PPS³ rear suspension
- Premium LED headlights
- Rail reinforcements



RACING EDITION
20
YEARS
ANNIVERSARY

SPRING OPTIONS

- Black color (850 E-TEC® Turbo R)



ROTAX® ENGINE	850 E-TEC® Turbo R with WIS	850 E-TEC®	600RR E-TEC®
Engine details	Liquid-cooled, two-stroke, turbocharged, water injection system, 3-D R.A.V.E.™	Liquid-cooled, two-stroke, 3-D R.A.V.E.™	
Cylinders / Displacement	2 - 849 cc	2 - 849 cc	2 - 599.4 cc
Bore / Stroke (mm)	82 x 80.4		72.3 x 73
Maximum engine speed	7,900 RPM		8,250 RPM
Carburation	Electronic Direct Injection with additional booster injectors		
Fuel type / Octane	Unleaded - 95		
Fuel tank (L)	37		
Oil capacity (L)	3.4		

POWERTRAIN

Drive clutch	pDrive™ with clickers
Driven clutch	

DRY WEIGHT

Dry Weight (kg)	240	239	219 (3300) 229 (3500)
------------------------	-----	-----	--------------------------

FEATURES

Platform	Radien ²
Headlights	Premium LED
Skis	Blade XC+
Seating	Sport, 1-up
Handlebar	U-type aluminium with hooks
Riser block height	90 mm
Starter	SHOT (850 E-TEC Turbo R) Electric and manual (850 E-TEC & option on 600RR E-TEC) Manual (option on 600RR E-TEC)
Reverse	RER™

COLOR

DIMENSIONS

Vehicle overall length*	2920 mm (3300) 3040 mm (3500)
Vehicle overall width	1270 mm
Vehicle overall height	1140 mm
Ski stance	1097 mm
Available Tracks	Cobra: 381 x 3269 x 41 mm (600RR) 381 x 3487 x 41 mm (600RR) Ice Ripper XT studded: 381 x 3487 x 38 mm (on 850 and 850 Turbo)

SUSPENSION

Front suspension	LFS-R
Front shock	KYB PRO 46 HLCR Kashima
Rear suspension	PPS ³
Center shock	KYB PRO 46 HLCR Kashima
Rear Shock	KYB PRO 46 HLCR Kashima

Brake system	Brembo 4-Piston with adjustable lever
Heated throttle lever / grips	Standard
Gauge type	10.25" Touchscreen Display (standard on 850 E-TEC and 850 E-TEC Turbo R) 7.2" Digital Display
Windshield	Low
Visor Plug (Front/Rear)	Front
USB	Yes, in front compartment
Bumpers (Front/Rear)	Std / Std

* Vehicle overall length without snowflap.

RAVE 200

Youth snowmobile for the future pros!

PACKAGE HIGHLIGHTS

- 192 cc four-stroke engine
- Electric starter
- Heated grips and throttle lever



Family fun
Trail

ROTAX® ENGINE

200

Engine details	Air-cooled, four-stroke
Cylinders	1
Displacement	192 cc
Bore	70 mm
Stroke	50 mm
Carburation	Carburetor
Recommended fuel type	Unleaded
Minimum octane	95
Fuel tank	8,3 liters
Oil tank capacity (2-stroke)	0.55 liters

COLOUR

Viper Red

DIMENSIONS

Vehicle overall length*	2134 mm
Vehicle overall width	914 mm
Vehicle overall height	864 mm
Ski stance	775 mm adjustable
Track nominal width	254 mm
Track nominal length	2360 mm
Track profile height	25 mm Cobra

POWERTRAIN

Drive clutch type	CVT system
Driven clutch type	Centrifugal
Brake system	Hydraulic

SUSPENSION

Front suspension	A-Arm
Front shock	Hydraulic twin-tube
Rear suspension	Slide rail, adjustable torsion spring
Rear shock	Hydraulic twin-tube

DRY WEIGHT

Dry weight	98 kg
------------	-------

FEATURES

Frame	Youth
Starter	Electric
Heated throttle lever	Standard
Heated grips	Standard
Windshield	Low

* Vehicle overall length without snowflap.

ADVENTURE CORE

A reliable trail snowmobile that offers memorable winter adventures for the whole family.



Trail
Family Fun

WHAT'S NEW

- New, lighter steering
- Two-up seat as standard
- Rear rack

PACKAGE HIGHLIGHTS

- LED headlights
- PPS³ rear suspension
- iTC-system
- KYB shocks
- Extra high windshield



ROTAX® ENGINE	600 ACE™
Engine details	Liquid-cooled, four-stroke D.O.H.C.
Cylinders / Displacement	2 - 599.5 cc
Bore / Stroke (mm)	74 x 69.7
Maximum engine speed	7,250 RPM
Carburation	EFI
Fuel type / Octane	Unleaded - 95
Fuel tank (L)	37

POWERTRAIN	
Drive clutch	eDrive II
Driven clutch	QRS

DRY WEIGHT	
Dry Weight (kg)	240

FEATURES	
Platform	Radien ²
Headlights	LED
Skis	Blade DS+
Seating	2-up
Handlebar	U-type steel with hooks
Riser block height	120 mm
Starter	Electric
Reverse	Mechanical

COLOR	Viper Red / Black
-------	-------------------

DIMENSIONS	
Vehicle overall length*	3090 mm
Vehicle overall width	1280 mm
Vehicle overall height	1470 mm
Ski stance	1097 mm
Available Tracks	Ripsaw [†] 381 x 3489 x 32 mm

SUSPENSION	
Front suspension	LFS+
Front shock	KYB 36
Rear suspension	PPS ³
Center shock	KYB 36
Rear Shock	KYB 36

Air radiator with fan	Yes
Brake system	Brembo
Heated throttle lever / grips	Standard (driver)
Gauge type	4.5" Digital Display
Windshield	Ultra-high with side deflectors
Visor Plug (Front/Rear)	Front
USB	Yes, in front compartment
Bumpers (Front/Rear)	Std / Heavy Duty

* Vehicle overall length without snowflap.

ADVENTURE LIMITED



Trail
Family Fun

Conquer any trail in comfort. This two-seater snowmobile delivers smooth, effortless rides in all conditions.

WHAT'S NEW

- New, lighter steering
- Two-up heated seat as standard
- Rear rack

PACKAGE HIGHLIGHTS

- Premium LED headlights
- Premium KYB shocks
- PPS³ rear suspension
- iTC-system
- Extra high windshield



ROTAX® ENGINE	900 ACE™
Engine details	Liquid-cooled, four-stroke D.O.H.C.
Cylinders / Displacement	3 - 899 cc
Bore / Stroke (mm)	74 x 69.7
Maximum engine speed	7,250 RPM
Carburation	EFI
Fuel type / Octane	Unleaded - 95
Fuel tank (L)	37

POWERTRAIN	
Drive clutch	pDrive™ with slider shoes
Driven clutch	QRS

DRY WEIGHT	
Dry Weight (kg)	249

FEATURES	
Platform	Radien ²
Headlights	Premium LED
Skis	Blade DS+
Seating	2-up heated
Handlebar	U-type steel with hooks
Riser block height	120 mm
Starter	Electric
Reverse	Electromechanical

COLOR	Noble Bronze / Black
-------	----------------------

DIMENSIONS	
Vehicle overall length*	3090 mm
Vehicle overall width	1280 mm
Vehicle overall height	1470 mm
Ski stance	1097 mm
Available Tracks	Ripsaw ⁺ 381 x 3489 x 32 mm

SUSPENSION	
Front suspension	LFS+
Front shock	KYB 36 Plus R
Rear suspension	PPS ³
Center shock	KYB 36 Plus Kashima
Rear Shock	KYB 46 Plus Kashima

Air radiator with fan	Yes
Brake system	Brembo
Heated throttle lever / grips	Standard (driver and passenger)
Gauge type	7.2" Digital Display
Windshield	Ultra-high with side deflectors
Visor Plug (Front/Rear)	Front and rear
USB	Yes, in front compartment
Bumpers (Front/Rear)	Std / Heavy Duty

* Vehicle overall length without snowflap.

ADVENTURE ELECTRIC



Family Fun
Trail

A new, quiet and locally emission-free way to experience winter.

PACKAGE HIGHLIGHTS

- The Adventure Electric is the first fully-electric Lynx snowmobile. It is powered by the proprietary ROTAX E-POWER electric engine.
- Originally designed for guided snowmobile excursions and commercial use. Now also available to consumers.
- Offers a zero-emission snowmobiling experience.
- A studded track is available as an accessory for the 3500 mm long version, providing extra grip where needed.
- The 8.9 kWh lithium-ion battery charges from 20% to 80% in about 1.5 to 3 hours, depending on the battery temperature and charge level.
- 10.25" Touchscreen Display with BRP Connect, built-in GPS and Group Ride feature
- Speed limiter options available to adjust performance to the rider's experience.
- Up to 50 km (3050) / 30 km (3500) range**



ROTAX® MOTOR	E-POWER
Battery	Integrated lithium-ion
Charger type	On-board charger, level 2
Connector	J1772 type 2
Charging time	1.5 h from 10% to 80%. Less than 3 h from 0 to 100%
Range	Up to 50 km (3050)** Up to 30 km (3500)**

**Estimated total range when the snowmobile is fully charged and operated under ideal driving conditions. The actual range may decrease significantly (50% or more) depending on multiple factors. The estimated range is based on a maximum speed of 25 km/h used during the test.

POWERTRAIN	
Transmission	Clutchless direct drive with chaincase
Drive sprocket pitch	73 mm

DRY WEIGHT	
Dry Weight	245 (3050) 250 (3500)

FEATURES	
Platform	Radien ²
Headlights	LED
Skis	Pilot™ 5.7 SLT
Seating	2-up
Handlebar	Straight steel with hooks
Riser block height (mm)	120 mm
Starter	Electric
Reverse	Yes

COLOR	Viper Red / Bright White
-------	--------------------------

DIMENSIONS	
Vehicle overall length (mm)*	2940 mm (3050) 3060 mm (3500)
Vehicle overall width (mm)	1250 mm
Vehicle overall height (mm)	1470 mm
Ski stance (mm)	1097 mm
Available Tracks	High-Efficiency: 356 x 3048 x 19 mm Ripsaw†: 381 x 3489 x 32 mm

SUSPENSION	
Front suspension	LFS+
Front shock	Motion Control
Rear suspension	Revised SC-5 (3050) SC-5M (3500)
Center shock	Motion Control
Rear Shock	KYB 36

Brake system	Brembo
Heated throttle lever / grips	Standard
Gauge type	10.25" touchscreen display
Windshield	Ultra-high with side deflectors
Visor Plug (front/rear)	Front
USB	Yes, in front compartment
Bumpers (Front/Rear)	Std / Std

* Vehicle overall length without snowflap.

XTERRAIN CORE

Crossover snowmobile that delivers excellent ride quality and performance for winter adventures.



Trail
On & Off Trail
Family Fun

WHAT'S NEW

- New, lighter steering

PACKAGE HIGHLIGHTS

- LED headlights
- PPS³ rear suspension
- KYB shocks
- 51 mm PowderMax⁺ track (600 EFI) / 41 mm Cobra track (600 ACE)



ROTAX® ENGINE	600 EFI - 85	600 ACE™
Engine details	Liquid-cooled, two-stroke	Liquid-cooled, four-stroke D.O.H.C.
Cylinders / Displacement	2 - 599.4 cc	
Bore / Stroke (mm)	72.3 x 73	74 x 69.7
Maximum engine speed	7,500 RPM	7,250 RPM
Carburation	EFI	
Fuel type / Octane	Unleaded - 95	
Fuel tank (L)	37	
Oil capacity (L)	3.4	

POWERTRAIN

Drive clutch	pDrive™	eDrive II
Driven clutch	QRS (EFI)	QRS (ACE)

DRY WEIGHT

Dry Weight (kg)	220	228
-----------------	-----	-----

FEATURES

Platform	Radien ²
Headlights	LED
Skis	Blade XC+
Seating	Sport, 1-up
Handlebar	U-type aluminium with hooks
Riser block height	120 mm
Starter	Electric and manual (600 EFI) Electric (600 ACE)

COLOR

White / Black

DIMENSIONS

Vehicle overall length*	3180 mm
Vehicle overall width	1270 mm
Vehicle overall height	1300 mm
Ski stance	1097 mm
Available Tracks	Cobra: 381 x 3705 x 41 mm (600 ACE) PowderMax ⁺ : 381 x 3705 x 51 mm (600 EFI)

SUSPENSION

Front suspension	LFS+
Front shock	KYB 36
Rear suspension	PPS ³
Center shock	KYB 36
Rear Shock	KYB 36

Reverse	RER™ (600 EFI) Mechanical (600 ACE)
Brake system	Brembo
Heated throttle lever / grips	Standard
Gauge type	4.5" Digital Display
Windshield	Low
Visor Plug (Front/Rear)	Front
USB	Yes, in front compartment
Bumpers (Front/Rear)	Std / Heavy Duty

* Vehicle overall length without snowflap.

XTERRAIN LIMITED



Trail
On & Off Trail
Family Fun

High-performance crossover snowmobile
for adventurous weekend getaways.

WHAT'S NEW

- Rotax® 600RR E-TEC engine option with booster injectors, Silent-Stop function and Smart ECO mode
- LFS-R front suspension with new lighter steering
- Group ride feature on the 10.25" Touchscreen Display

PACKAGE HIGHLIGHTS

- Premium LED headlights
- Heated seat
- Optional Touring Kit on 900 ACE Turbo (2-up heated seat & hand grips, passenger footrests, high windshield and air radiator with fan)
- 10.25" Touchscreen Display with BRP Connect and built-in GPS (on 900 ACE Turbo)
- PPS³ rear suspension
- Premium KYB shocks
- 51 mm PowderMax⁺ track



ROTAX® ENGINE	600RR E-TEC®	900 ACE™ Turbo
Engine details	Liquid-cooled, two-stroke, 3-D RAVE™	Liquid-cooled, four-stroke D.O.H.C., turbocharged
Cylinders / Displacement	2 - 599.4 cc	3 - 899 cc
Bore / Stroke (mm)	72.3 x 73	74 x 69.7
Maximum engine speed	8,250 RPM	7,750 RPM
Carburation	Electronic Direct Injection with additional booster injectors	EFI
Fuel type / Octane	Unleaded - 95	
Fuel tank (L)	37	
Oil capacity (L)	3.4	
POWERTRAIN		
Drive clutch	pDrive™ with clickers	pDrive™
Driven clutch	QRS	QRS

DRY WEIGHT

Dry Weight (kg)	224	253 264 (Touring kit)
------------------------	-----	--------------------------

FEATURES

Platform	Radien ²
Headlights	Premium LED
Skis	Blade XC+
Seating	Sport, 1-up or 2-up heated
Handlebar	U-type aluminium with hooks
Riser block height	120 mm
Starter	Electric and manual (600RR E-TEC) Electric (900 ACE Turbo)
Reverse	RER™ (600RR E-TEC) Electromechanical (900 ACE Turbo)
Air radiator with fan	Yes (only on 900 ACE Turbo with Touring kit)

COLOR Noble Bronze / Black

DIMENSIONS

Vehicle overall length*	3180 mm
Vehicle overall width	1270 mm
Vehicle overall height	1320 mm
Ski stance	1097 mm
Available Tracks	PowderMax ⁺ 381 x 3705 x 51 mm

SUSPENSION

Front suspension	LFS-R
Front shock	KYB 36 Plus R
Rear suspension	PPS ³
Center shock	KYB 36 Plus Kashima
Rear Shock	KYB 46 Plus Kashima

Brake system	Brembo
Heated throttle lever / grips	Standard (driver and passenger)
Gauge type	10.25" Touchscreen Display (900 ACE Turbo) 7.2" Digital Display (600RR E-TEC)
Windshield	Low Ultra-high with side deflectors (Touring kit)
Visor Plug (Front/Rear)	Front Front and rear (Touring kit)
USB	Yes, in front compartment
Bumpers (Front/Rear)	Explorer ² / Heavy Duty

* Vehicle overall length without snowflap.

XTERRAIN RE

Supreme, powerful crossover sled for fast-paced, long-distance adventures.



Trail
On & Off Trail

WHAT'S NEW

- LFS-R front suspension
- Group ride feature on the 10.25" Touchscreen Display

PACKAGE HIGHLIGHTS

- Brembo high-performance 4-piston brake caliper with adjustable brake lever
- Heated seat
- 10.25" Touchscreen Display with BRP Connect and built-in GPS
- E-TEC® SHOT™ starter on 850 E-TEC® Turbo R
- Premium LED headlights
- PPS³ rear suspension
- Kashima coated high-performance KYB PRO 46 HLCR shocks
- Rail reinforcements
- 51 mm PowderMax⁺ track



ROTAX® ENGINE	900 ACE™ Turbo R	850 E-TEC® Turbo R with WIS	850 E-TEC®	COLOR	Black
Engine details	Liquid-cooled, four-stroke D.O.H.C., turbocharged	Liquid-cooled, two-stroke, turbocharged, water injection system, 3-D R.A.V.E.™	Liquid-cooled, two-stroke, 3-D R.A.V.E.™	DIMENSIONS	
Cylinders / Displacement	3 - 899 cc	2 - 849 cc		Vehicle overall length*	3180 mm
Bore / Stroke (mm)	74 x 69.7	82 x 80.4		Vehicle overall width	1270 mm
Maximum engine speed	7,900 RPM	7,900 RPM		Vehicle overall height	1300 mm
Carburation	EFI	Electronic Direct Injection with additional booster injectors		Ski stance	1097 mm
Fuel type / Octane	Unleaded - 95			Available Tracks	PowderMax ⁺ : 381 x 3705 x 51 mm
Fuel tank (L)	37			SUSPENSION	
Oil capacity (L)		3.4	3.4	Front suspension	LFS-R
POWERTRAIN				Front shock	KYB PRO 46 HLCR Kashima
Drive clutch	pDrive™ QRS	pDrive™ with clickers QRS		Rear suspension	PPS ³
Driven clutch				Center shock	KYB PRO 46 HLCR Kashima
DRY WEIGHT				Rear Shock	KYB PRO 46 HLCR Kashima
Dry Weight (kg)	260	253	244		

FEATURES

Platform	Radien ²	Reverse	Electromechanical (900 ACE Turbo R) RER™ (850 & 850 E-TEC Turbo R)
Headlights	Premium LED	Brake system	Brembo 4-Piston with adjustable lever
Skis	Blade XC+	Heated throttle lever / grips	Standard
Seating	Sport, 1-up heated	Gauge type	10.25" Touchscreen Display
Handlebar	U-type aluminium with hooks	Windshield	Low
Riser block height	120 mm	Visor Plug (Front/Rear)	Front
Starter	SHOT (850 E-TEC Turbo R) Electric (900 ACE Turbo R) Electric and manual (850 E-TEC)	USB	Yes, in front compartment
		Bumpers (Front/Rear)	Explorer ² / Heavy Duty

* Vehicle overall length without snowflap.

BRUTAL RE

Brutally powerful and capable crossover sled for bold adventurers both on and off the trail.



Deep Snow
Steep and Deep
On & Off Trail

WHAT'S NEW

- Light steering with arched lower A-Arms
- Group ride feature on the 10.25" Touchscreen Display

PACKAGE HIGHLIGHTS

- 10.25" Touchscreen Display with BRP Connect and built-in GPS
- Premium LED headlights
- Brembo 4-piston brake caliper with adjustable brake lever
- 64 mm (400 mm) or 60 mm (500 mm) PowderMax⁺ track
- Air radiator with fan
- Kashima-coated high-performance KYB shock package
- Rail reinforcements
- Flippable snowguard (500 mm)
- Multi-LinQ Plate (500 mm)



SPRING OPTIONS

- Black color (900 ACE Turbo R)

ROTAX® ENGINE	900 ACE™ Turbo R	850 E-TEC®
Engine details	Liquid-cooled, four-stroke D.O.H.C., turbocharged	Liquid-cooled, two-stroke, 3-D R.A.V.E.™
Cylinders / Displacement	3 - 899 cc	2 - 849 cc
Bore / Stroke (mm)	74 x 69.7	82 x 80.4
Maximum engine speed	7,900 RPM	
Carburation	EFI	Electronic Direct Injection with additional booster injectors
Fuel type / Octane	Unleaded - 95	
Fuel tank (L)	37 / 42	
Oil capacity (L)		3.4

POWERTRAIN

Drive clutch	pDrive™	pDrive™ with clickers
Driven clutch	QRS	QRS

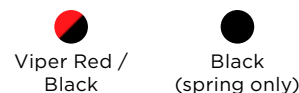
DRY WEIGHT

Dry Weight (kg)	265 (400 mm) 283 (500 mm)	253 (400 mm) 259 (500 mm)
------------------------	------------------------------	------------------------------

FEATURES

Platform	Radien ²
Headlights	Premium LED
Skis	Blade DS+
Seating	Sport, 1-up (400 mm) Brutal, 1-up (500 mm)
Handlebar	U-type aluminium with hooks, low grab handle
Riser block height	120 mm
Starter	Electric (900 ACE Turbo R) Electric and manual (850 E-TEC)
Reverse	Electromechanical (900 ACE Turbo R) RER™ (850 E-TEC)

COLOR



DIMENSIONS

Vehicle overall length*	3250 mm (400 mm) 3300 mm (500 mm)
Vehicle overall width	1200 mm
Vehicle overall height	1245 mm (400 mm) 1235 mm (500 mm)
Ski stance	996 mm
Available Tracks	PowderMax ⁺ 381 x 3923 x 64 mm 500 x 3923 x 60 mm

SUSPENSION

Front suspension	LFS+ with arched lower A-Arms
Front shock	KYB PRO 36 EA-3 R Kashima
Rear suspension	PPS ² -DS+ (400 mm) EasyRide+ (500 mm)
Center shock	KYB 46 Plus Kashima
Rear Shock	KYB PRO 46 EA-3 R Kashima

Air radiator with fan	Yes
Brake system	Brembo 4-Piston with adjustable lever
Heated throttle lever / grips	Standard
Gauge type	10.25" Touchscreen Display
Windshield	Low
Visor Plug (Front/Rear)	Front
USB	Yes, in front compartment
Bumpers (Front/Rear)	Explorer ² / Heavy Duty (400 mm) Explorer ² / Std (500 mm)

* Vehicle overall length without snowflap.

COMMANDER CORE

An all-purpose crossover snowmobile balancing work and recreational performance.

WHAT'S NEW

- Rotax® 600RR E-TEC engine option with booster injectors, Silent-Stop function and Smart ECO mode

PACKAGE HIGHLIGHTS

- LED headlights
- Flippable snowguard
- EasyRide+ rear suspension
- KYB shocks
- Air radiator with fan
- 2F/N/R gearbox with push-button reverse
- Wide Track 1-up seat
- iTC-system (900 ACE)
- Multi-LinQ Plate



On & Off Trail
Utility
Deep Snow
Family Fun

ROTAX® ENGINE	600RR E-TEC®	900 ACE™
Engine details	Liquid-cooled, two-stroke, 3-D RAVE™	Liquid-cooled, four-stroke D.O.H.C.
Cylinders / Displacement	2 - 599.4 cc	3 - 899 cc
Bore / Stroke (mm)	72.3 x 73	74 x 69.7
Maximum engine speed	8,250 RPM	7,250 RPM
Carburation	Electronic Direct Injection with additional booster injectors	EFI
Fuel type / Octane	Unleaded - 95	
Fuel tank (L)	42	
Oil capacity (L)	3.4	

POWERTRAIN

Gearbox	2F/N/R gearbox with push-button reverse	
Drive clutch	pDrive™ with clickers	pDrive™ with slider shoes
Driven clutch	QRS	QRS

DRY WEIGHT

Dry Weight (kg)	265	277
------------------------	-----	-----

FEATURES

Platform	Radien ²
Headlights	LED
Skis	Blade DS+
Seating	Wide Track, 1-up
Handlebar	U-type steel with hooks, low grab handle
Riser block height	145 mm
Starter	Electric and manual (600RR E-TEC) Electric (900 ACE)

COLOR Tactical Grey / Black

DIMENSIONS

Vehicle overall length*	3245 mm
Vehicle overall width	1200 mm
Vehicle overall height	1480 mm
Ski stance	996 mm
Available Tracks	PowderMax ⁺ 500 x 3923 x 44 mm

SUSPENSION

Front suspension	LFS+ with arched lower A-Arms
Front shock	KYB 36
Rear suspension	Articulated EasyRide+ with adjustment
Center shock	KYB 36
Rear Shock	KYB 36

Reverse	RER™ (600RR E-TEC) Electromechanical (900 ACE™)
Air radiator with fan	Yes
Brake system	Brembo
Heated throttle lever / grips	Standard
Gauge type	4.5" Digital Display
Windshield	Ultra high with side deflectors
Visor Plug (Front/Rear)	Front
USB	Yes, in front compartment
Bumpers (Front/Rear)	Heavy Duty / Rear Rack
Hitch	Standard

* Vehicle overall length without snowflap.

COMMANDER LIMITED



On & Off Trail
Utility
Deep Snow
Family Fun

A versatile crossover snowmobile blending deep snow performance, comfort, and work capabilities.

WHAT'S NEW

- Rotax® 900 ACE Turbo R engine option
- Studded 38 mm track with Touring Kit
- 10.25" Touchscreen Display with BRP Connect and built-in GPS (with Turbo engines)
- Touchscreen Display (with Turbo engines)

PACKAGE HIGHLIGHTS

- Premium LED headlights
- Flippable snowguard
- 10.25" Touchscreen Display with BRP Connect and built-in GPS (with Turbo engines)
- EasyRide+ rear suspension
- Premium KYB shocks
- Air radiator with fan
- 2F/N/R gearbox with push-button reverse
- Wide Track 1-up seat with heating
- Optional Touring Kit (passenger seat with heating, 1097 mm ski stance, passenger footrests, studded track)
- iTC-system
- Multi-LinQ Plate



ROTAX® ENGINE	900 ACE™	900 ACE™ Turbo	900 ACE™ Turbo R
Engine details	Liquid-cooled, four-stroke D.O.H.C.	Liquid-cooled, four-stroke D.O.H.C., turbocharged	
Cylinders / Displacement		3 - 899 cc	
Bore / Stroke (mm)		74 x 69.7	
Maximum engine speed	7,250 RPM	7,750 RPM	7,900 RPM
Carburation		EFI	
Fuel type / Octane		Unleaded - 95	
Fuel tank (L)		42	

POWERTRAIN

Gearbox	2F/N/R gearbox with push-button reverse		
Drive clutch	pDrive™ with slider shoes		pDrive™
Driven clutch	QRS		QRS

DRY WEIGHT

Dry Weight (kg)	287	299	301
	297 (Touring kit)	309 (Touring kit)	311 (Touring kit)

FEATURES

Platform	Radien ²
Headlights	Premium LED
Skis	Blade DS+
Seating	Wide Track, 1-up or 2-up heated
Handlebar	U-type steel with hooks, low grab handle
Riser block height	145 mm
Starter	Electric
Reverse	Electromechanical
Air radiator with fan	Yes

* Vehicle overall length without snowflap.

COLOR

Noble Bronze / Black

DIMENSIONS

Vehicle overall length*	3245 mm
Vehicle overall width	1200 mm 1280 mm (Touring kit)
Vehicle overall height	1480 mm
Ski stance	996 mm 1097 mm (Touring kit)
Available Tracks	PowderMax [†] : 500 x 3923 x 44 mm Ice Crosscut studded: 500 x 3923 x 38 mm (Touring kit)

SUSPENSION

Front suspension	LFS+ with arched lower A-Arms LFS+ (Touring kit)
Front shock	KYB 36 Plus KYB 36 Plus R (Touring kit)
Rear suspension	Articulated EasyRide+ with adjustment
Center shock	KYB 46 Plus Kashima
Rear Shock	KYB 46 Plus Kashima

Brake system	Brembo
Heated throttle lever / grips	Standard (driver and passenger)
Gauge type	10.25" Touchscreen Display (on 900 ACE Turbo and Turbo R) 7.2" Digital Display (on 900 ACE)
Windshield	Ultra high with side deflectors
Visor Plug (Front/Rear)	Front Front and rear (Touring kit)
USB	Yes, in front compartment
Bumpers (Front/Rear)	Heavy Duty / Rear Rack
Hitch	Standard

COMMANDER RE

Super powerful and multi-capable crossover snowmobile for experienced riders. The chief of snowfields.

WHAT'S NEW

- KYB PRO 46 EA-3 Kashima center shock
- Group ride feature on the 10.25" Touchscreen Display

PACKAGE HIGHLIGHTS

- Premium LED headlights
- 10.25" Touchscreen Display with BRP Connect and built-in GPS
- Brembo high-performance 4-piston brake caliper with adjustable brake lever
- Flippable snowguard
- EasyRide+ rear suspension
- Kashima-coated high-performance KYB shock package
- Air radiator with fan
- 2F/N/R gearbox with push-button reverse
- Wide Track 1-up seat with heating
- iTC-system
- Rail reinforcements
- Multi-LinQ Plate



SA
On & Off Trail
Utility
Deep Snow
Family Fun

ROTAX® ENGINE

900 ACE™ Turbo R

Engine details	Liquid-cooled, four-stroke D.O.H.C., turbocharged
Cylinders / Displacement	3 - 899 cc
Bore / Stroke (mm)	74 x 69.7
Maximum engine speed	7,900 RPM
Carburation	EFI
Fuel type / Octane	Unleaded - 95
Fuel tank (L)	42

POWERTRAIN

Gearbox	2F/N/R gearbox with push-button reverse
Drive clutch	pDrive™
Driven clutch	QRS

DRY WEIGHT

Dry Weight (kg)	295
-----------------	-----

FEATURES

Platform	Radien ²
Headlights	Premium LED
Skis	Blade DS+
Seating	Wide Track, 1-up heated
Handlebar	U-type steel with hooks, low grab handle
Riser block height	145 mm
Starter	Electric
Reverse	Electromechanical
Air radiator with fan	Yes

COLOR

Tactical Grey / Black

DIMENSIONS

Vehicle overall length*	3245 mm
Vehicle overall width	1200 mm
Vehicle overall height	1280 mm
Ski stance	996 mm
Available Tracks	PowderMax ⁺ 500 x 3923 x 44 mm

SUSPENSION

Front suspension	LFS+ with arched lower A-Arms
Front shock	KYB PRO 36 EA-3 R Kashima
Rear suspension	EasyRide+ with adjustment
Center shock	KYB PRO 46 EA-3 Kashima
Rear Shock	KYB PRO 46 EA-3 R Kashima

Brake system	Brembo 4-Piston with adjustable lever
Heated throttle lever / grips	Standard
Gauge type	10.25" Touchscreen Display
Windshield	Medium with side deflectors
Visor Plug (Front/Rear)	Front
USB	Yes, in front compartment
Bumpers (Front/Rear)	Heavy Duty / Rear Rack
Hitch	Standard

* Vehicle overall length without snowflap.

SHREDDER CORE

A full-bred deep snow snowmobile with effortless handling and great performance in powder.



Steep and Deep
Deep Snow

WHAT'S NEW

- Rotax® 600RR E-TEC engine with booster injectors and Smart ECO mode
- Shorter and tapered tunnel
- PPS³-DS rear suspension
- LFS-DS front suspension with twin-link steering system
- Higher and more open running board design
- Blade DSS skis
- Ultra compact and lightweight deep snow seat
- 863 mm ski stance

PACKAGE HIGHLIGHTS

- Electric starter with backup rewind starter
- LED headlights
- Ice scratchers
- KYB shocks



ROTAX® ENGINE	600RR E-TEC®
Engine details	Liquid-cooled, two-stroke, 3-D RAVE™
Cylinders / Displacement	2 - 599.4 cc
Bore / Stroke (mm)	72.3 x 73
Maximum engine speed	8,250 RPM
Carburation	Electronic Direct Injection with additional booster injectors
Fuel type / Octane	Unleaded - 95
Fuel tank (L)	37
Oil capacity (L)	3.4

POWERTRAIN	
Drive clutch	pDrive™ with clickers
Driven clutch	QRS

DRY WEIGHT	
Dry Weight (kg)	209 211

FEATURES	
Platform	Radien ²
Headlights	LED
Skis	Blade DSS
Seating	Deep snow ultra compact
Handlebar	U-type aluminium with hooks, low grab handle
Riser block height	120 mm

COLOR	Viper Red / Black
-------	-------------------

DIMENSIONS	
Vehicle overall length*	3060 mm (3700) 3200 mm (3900)
Vehicle overall width	1031 mm
Vehicle overall height	1280 mm
Ski stance	863 mm
Available Tracks	PowderMax ⁺ : 381 x 3705 x 64 mm 381 x 3912 x 64 mm

SUSPENSION	
Front suspension	LFS-DS
Front shock	KYB 36
Rear suspension	PPS ³ -DS
Center shock	KYB 36
Rear Shock	KYB 36

Starter	Electric and manual
Reverse	RER™
Brake system	Brembo
Heated throttle lever / grips	Standard
Gauge type	4.5" Digital Display
USB	Yes, in front compartment
Bumpers (Front/Rear)	Std / Std

* Vehicle overall length without snowflap.

SHREDDER RE



Steep and Deep
Deep Snow

A special tool for those deep snow shredders who are thirsty for big jumps and smooth landings.

WHAT'S NEW

- Shortened tunnel heat exchanger
- 863 mm ski stance
- PowderMax⁺ X-Light 380 x 3700 x 76 mm track on 850 E-TEC Turbo R model
- Hyper Silver/ Viper Red color
- Group ride feature on the 10.25" Touchscreen Display

PACKAGE HIGHLIGHTS

- Premium LED headlights
- E-TEC[®] SHOT™ starter
- 10.25" Touchscreen Display with BRP Connect and built-in GPS (optional with 850 E-TEC)
- Kashima-coated high-performance KYB shock package
- Adjustable brake lever
- Rail reinforcements
- Ice scratchers

SPRING OPTIONS

- Black color (850 E-TEC[®] Turbo R)
- Electric Starter (3700 850 engine only)



ROTAX [®] ENGINE	850 E-TEC [®] Turbo R	850 E-TEC [®]
Engine details	Liquid-cooled, two-stroke, turbocharged, 3-D R.A.V.E.™	Liquid-cooled, two-stroke, 3-D R.A.V.E.™
Cylinders / Displacement	2 - 849 cc	
Bore / Stroke (mm)	82 x 80.4	
Maximum engine speed	7,900 RPM	
Carburation	Electronic Direct Injection with additional booster injectors	
Fuel type / Octane	Unleaded - 95	
Fuel tank (L)	37	
Oil capacity (L)	3.4	

POWERTRAIN

Drive clutch	pDrive™ with clickers
Driven clutch	QRS

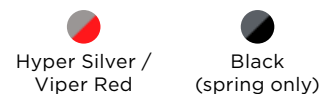
DRY WEIGHT

Dry Weight (kg)	215 (3700) 220 (3900)	209 (3700) 211 (3900)
------------------------	--------------------------	--------------------------

FEATURES

Platform	Radien ²
Headlights	Premium LED
Skis	Blade DSS
Seating	Deep snow ultra compact
Handlebar	U-type aluminium with hooks, low grab handle
Riser block height	90 mm
Starter	SHOT Electric and manual (spring only on 3700 850 E-TEC)

COLOR



DIMENSIONS

Vehicle overall length*	3080 mm (3700 850) 3095 mm (3700 850 Turbo R) 3200 mm (3900)
Vehicle overall width	1031 mm
Vehicle overall height	1240 mm
Ski stance	863 mm
Available Tracks	PowderMax ⁺ : 381 x 3705 x 64 mm (3700 850) PowderMax ⁺ X-Light: 381 x 3734 x 76 mm (3700 850 Turbo R) / 381 x 3912 x 76 mm

SUSPENSION

Front suspension	LFS-DS
Front shock	KYB PRO 40 EA-3 Kashima
Rear suspension	PPS ³ -DS
Center shock	KYB 46 Plus Kashima
Rear Shock	KYB PRO 46 EA-3 R Kashima

Reverse	RER™
Brake system	Brembo with adjustable lever
Heated throttle lever / grips	Standard
Gauge type	10.25" Touchscreen Display (standard on 850 E-TEC Turbo R) 4.5" Digital Display
USB	Yes, in front compartment
Bumpers (Front/Rear)	Std / Std

* Vehicle overall length without snowflap.

SHREDDER DS



Shredder DS delivers performance, agility and predictability in the deepest snow and most challenging treelines.

Steep and Deep
Deep Snow

WHAT'S NEW

- Mineral Blue/ Viper Red color
- Group ride feature on the 10.25" Touchscreen Display

PACKAGE HIGHLIGHTS

- Premium LED headlights
- E-TEC® SHOT™ starter
- 10.25" Touchscreen Display with BRP Connect and built-in GPS (optional with 850 E-TEC)
- Kashima-coated KYB shock package
- Adjustable brake lever
- Light-weight rails
- Ice scratchers

SPRING OPTIONS

- Black color (850 E-TEC® Turbo R)
- 4100 mm track length (850 E-TEC® Turbo R)



ROTAX® ENGINE

	850 E-TEC® Turbo R	850 E-TEC®
Engine details	Liquid-cooled, two-stroke, turbocharged, 3-D R.A.V.E.™	Liquid-cooled, two-stroke, 3-D R.A.V.E.™
Cylinders / Displacement	2 - 849 cc	
Bore / Stroke (mm)	82 x 80.4	
Maximum engine speed	7,900 RPM	
Carburation	Electronic Direct Injection with additional booster injectors	
Fuel type / Octane	Unleaded - 95	
Fuel tank (L)	37	
Oil capacity (L)	3.4	

POWERTRAIN

Drive clutch	pDrive™ with clickers
Driven clutch	QRS

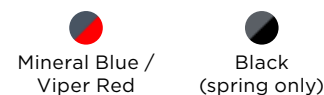
DRY WEIGHT

Dry Weight (kg)	211 (3900) 216 (4100)	202 (3900)
------------------------	--------------------------	------------

FEATURES

Platform	Radien ²
Headlights	Premium LED
Skis	Blade DSS
Seating	Deep snow ultra compact
Handlebar	U-type aluminium with hooks, low grab handle
Riser block height	90 mm
Starter	SHOT

COLOR



DIMENSIONS

Vehicle overall length*	3200 mm (3900) 3335 mm (4100)
Vehicle overall width	1031 mm
Vehicle overall height	1240 mm
Ski stance	863 mm
Available Tracks	PowderMax ⁺ X-Light: 381 x 3912 x 76 mm 381 x 4178 x 76 mm (spring only)

SUSPENSION

Front suspension	LFS-DS
Front shock	KYB 36 Plus Kashima
Rear suspension	PPS ³ -DS
Center shock	KYB 36 Plus Kashima
Rear Shock	KYB 36 Plus Kashima

Reverse	RER™
Brake system	Brembo with adjustable lever
Heated throttle lever / grips	Standard
Gauge type	10.25" Touchscreen Display (standard on 850 E-TEC Turbo R) 4.5" Digital Display
USB	Yes, in front compartment
Bumpers (Front/Rear)	Std / Std

* Vehicle overall length without snowflap.

49 RANGER CORE

A light-utility snowmobile with the best combination of versatility and affordability.



Deep Snow
On & Off Trail
Utility

WHAT'S NEW

- New, lighter steering

PACKAGE HIGHLIGHTS

- LED headlights
- PPS² DS+ rear suspension
- Air radiator with fan
- iTC-system (600 ACE)
- KYB shocks
- Heavy Duty rear bumper & Multi-LinQ plate



ROTAX® ENGINE	600 EFI - 85	600 ACE™
Engine details	Liquid-cooled, two-stroke	Liquid-cooled, four-stroke D.O.H.C.
Cylinders / Displacement	2 - 599.4 cc	2 - 599.5 cc
Bore / Stroke (mm)	72.3 x 73	74 x 69.7
Maximum engine speed	7,500 RPM	7,250 RPM
Carburation	EFI	
Fuel type / Octane	Unleaded - 95	
Fuel tank (L)	37	
Oil capacity (L)	3.4	

POWERTRAIN

Drive clutch	pDrive™	eDrive II
Driven clutch	QRS	QRS

DRY WEIGHT

Dry Weight (kg)	228	237
-----------------	-----	-----

FEATURES

Platform	Radien ²
Headlights	LED
Skis	Blade DS+
Seating	Sport, 1-up
Handlebar	U-type steel with hooks
Riser block height	145 mm
Starter	Electric and manual (600 EFI) Electric (600 ACE)
Reverse	RER™ (600 EFI) Mechanical (600 ACE™)

COLOR	White / Black
-------	---------------

DIMENSIONS

Vehicle overall length*	3280 mm
Vehicle overall width	1200 mm
Vehicle overall height	1310 mm
Ski stance	996 mm
Available Tracks	Charger 406 x 3923 x 38 mm

SUSPENSION

Front suspension	LFS+
Front shock	KYB 36
Rear suspension	PPS ² -DS+
Center shock	KYB 36
Rear Shock	KYB 36

Air radiator with fan	Yes
Brake system	Brembo
Heated throttle lever / grips	Standard
Gauge type	4.5" Digital Display
Windshield	Medium with side deflectors
Visor Plug (Front/Rear)	Front
USB	Yes, in front compartment
Bumpers (Front/Rear)	Std / Heavy Duty

* Vehicle overall length without snowflap.

49 RANGER PRO

Unmatched agility, power and performance in the class of light-utility snowmobiles.

WHAT'S NEW

- Rotax® 600RR E-TEC engine option with booster injectors, Silent-Stop function and Smart ECO mode
- New, lighter steering

PACKAGE HIGHLIGHTS

- Premium LED headlights
- PPS² DS+ rear suspension
- Air radiator with fan
- Heated seat
- Explorer² front bumper & Heavy Duty rear bumper
- Arched lower A-arms
- Multi-LinQ plate & hitch



Deep Snow
Steep and Deep
On & Off Trail
Utility



ROTAX® ENGINE	850 E-TEC®	600RR E-TEC®
Engine details	Liquid-cooled, two-stroke, 3-D R.A.V.E.™	
Cylinders / Displacement	2 - 849 cc	2 - 599.4 cc
Bore / Stroke (mm)	82 x 80.4	72.3 x 73
Maximum engine speed	7,900 RPM	8,250 RPM
Carburation	Electronic Direct Injection with additional booster injectors	
Fuel type / Octane	Unleaded - 95	
Fuel tank (L)	37	
Oil capacity (L)	3.4	
POWERTRAIN		
Drive clutch	pDrive™ with clickers	
Driven clutch	QRS	
DRY WEIGHT		
Dry Weight (kg)	249	240

FEATURES

Platform	Radien ²
Headlights	Premium LED
Skis	Blade DS+
Seating	Sport, 1-up heated
Handlebar	U-type steel with hooks, low grab handle
Riser block height	145 mm
Starter	Electric and manual
Reverse	RER™

COLOR Orange Crush / Tactical Grey

DIMENSIONS

Vehicle overall length*	3385 mm
Vehicle overall width	1120 mm
Vehicle overall height	1320 mm
Ski stance	921 mm
Available Tracks	PowderMax ⁺ 406 x 3923 x 64 mm

SUSPENSION

Front suspension	LFS+ with arched lower A-Arms
Front shock	KYB 36
Rear suspension	PPS ² -DS+
Center shock	KYB 36
Rear Shock	KYB 36

Air radiator with fan	Yes
Brake system	Brembo
Heated throttle lever / grips	Standard
Gauge type	7.2" Digital Display
Windshield	Medium with side deflectors
Visor Plug (Front/Rear)	Front
USB	Yes, in front compartment
Bumpers (Front/Rear)	Explorer ² / Heavy Duty
Hitch	Standard

* Vehicle overall length without snowflap.

59 RANGER CORE

A versatile wide-track snowmobile for winter chores and leisure.



Utility
On & Off Trail
Deep Snow
Family Fun

WHAT'S NEW

- Radian² platform
- LED headlights
- Flippable snowguard
- New, lighter steering
- 500 x 3900 x 38 mm Crosscut track
- Wide Track 1-up seat

PACKAGE HIGHLIGHTS

- EasyRide+ rear suspension
- Air radiator with fan
- iTC-system (600 ACE)
- KYB shocks
- Multi-LinQ Plate



ROTAX® ENGINE	600 EFI - 85	600 ACE™
Engine details	Liquid-cooled, two-stroke	Liquid-cooled, four-stroke D.O.H.C.
Cylinders / Displacement	2 - 599.4 cc	2 - 599.5 cc
Bore / Stroke (mm)	72.3 x 73	74 x 69.7
Maximum engine speed	7,500 RPM	7,250 RPM
Carburation	EFI	
Fuel type / Octane	Unleaded - 95	
Fuel tank (L)	42	
Oil capacity (L)	3.4	
POWERTRAIN		
Drive clutch	pDrive™	eDrive II
Driven clutch	QRS	QRS
DRY WEIGHT		
Dry Weight (kg)	241	247

COLOR	White / Black
-------	---------------

DIMENSIONS	
Vehicle overall length*	3240 mm
Vehicle overall width	1200 mm
Vehicle overall height	1500 mm
Ski stance	996 mm
Available Tracks	Crosscut 500 x 3923 x 38 mm

SUSPENSION	
Front suspension	LFS+
Front shock	KYB 36
Rear suspension	EasyRide+
Center shock	KYB 36
Rear Shock	KYB 36

FEATURES

Platform	Radian ²	Air radiator with fan	Yes
Headlights	LED	Brake system	Brembo
Skis	Blade DS+	Heated throttle lever / grips	Standard
Seating	Wide Track, 1-up	Gauge type	4.5" Digital Display
Handlebar	U-type steel with hooks	Windshield	Ultra high with side deflectors
Riser block height	145 mm	Visor Plug (Front/Rear)	Front
Starter	Electric and manual (600 EFI) Electric (600 ACE)	USB	Yes, in front compartment
Reverse	RER™ (600 EFI) Electromechanical (600 ACE™)	Bumpers (Front/Rear)	Std / Std

* Vehicle overall length without snowflap.

59 RANGER PRO

A utility snowmobile with versatility, performance, and value for diverse work tasks.



Utility
On & Off Trail
Deep Snow
Family Fun

WHAT'S NEW

- Radian² platform
- Premium LED headlights
- Flippable snowguard
- New, lighter steering
- Wide Track 1-up seat with heating

PACKAGE HIGHLIGHTS

- EasyRide+ rear suspension
- Air radiator with fan
- 2F/N/R gearbox with push-button reverse
- iTC-system
- Cargo rack, Multi-LinQ Plate and hitch
- HD front bumper
- Arched lower A-arms



ROTAX® ENGINE	600 ACE™
Engine details	Liquid-cooled, four-stroke D.O.H.C.
Cylinders / Displacement	2 - 599.5 cc
Bore / Stroke (mm)	74 x 69.7
Maximum engine speed	7,250 RPM
Carburation	EFI
Fuel type / Octane	Unleaded - 95
Fuel tank (L)	42

POWERTRAIN	
Gearbox	2F/N/R gearbox with push-button reverse
Drive clutch	eDrive II
Driven clutch	QRS

DRY WEIGHT	
Dry Weight (kg)	263

FEATURES	
Platform	Radian ²
Headlights	Premium LED
Skis	Blade DS+
Seating	Wide Track, 1-up heated
Handlebar	U-type steel with hooks, low grab handle
Riser block height	145 mm
Starter	Electric
Reverse	Electromechanical

COLOR	Orange Crush / Tactical Grey
-------	------------------------------

DIMENSIONS	
Vehicle overall length*	3240 mm
Vehicle overall width	1200 mm
Vehicle overall height	1500 mm
Ski stance	996 mm
Available Tracks	PowderMax ⁺ 500 x 3923 x 44 mm

SUSPENSION	
Front suspension	LFS+ with arched lower A-Arms
Front shock	KYB 36
Rear suspension	Articulated EasyRide+ with adjustment
Center shock	KYB 36
Rear Shock	KYB 36

Air radiator with fan	Yes
Brake system	Brembo
Heated throttle lever / grips	Standard
Gauge type	7.2" Digital Display
Windshield	Ultra high with side deflectors
Visor Plug (Front/Rear)	Front
USB	Yes, in front compartment
Bumpers (Front/Rear)	Heavy Duty / Rear Rack
Hitch	Standard

* Vehicle overall length without snowflap.

59 RANGER ALPINE

A rugged utility snowmobile built for tough tasks with accessories for ski resort use.



Heavy Duty Work
Utility
On & Off Trail
Deep Snow

WHAT'S NEW

- 500 x 3900 x 38 mm Ice Crosscut track
- Wide Track 1-up seat with heating

PACKAGE HIGHLIGHTS

- EasyRide+ rear suspension
- Air radiator with fan
- 2F/N/R gearbox with push-button reverse
- Mirrors
- iTC-system
- Readiness for Alpine accessories



ROTAX® ENGINE	900 ACE™
Engine details	Liquid-cooled, four-stroke D.O.H.C.
Cylinders / Displacement	3 - 899 cc
Bore / Stroke (mm)	74 x 69.7
Maximum engine speed	7,250 RPM
Carburation	EFI
Fuel type / Octane	Unleaded - 95
Fuel tank (L)	42

POWERTRAIN	
Gearbox	2F/N/R gearbox with push-button reverse
Drive clutch	pDrive™ with slider shoes
Driven clutch	QRS

DRY WEIGHT	
Dry Weight (kg)	291

FEATURES	
Platform	Radien-X
Headlights	Halogen
Skis	Blade DS+
Seating	Wide Track, 1-up heated
Handlebar	U-type steel with hooks, low grab handle
Riser block height	145 mm
Starter	Electric
Reverse	Electromechanical
Air radiator with fan	Yes

COLOR	White / Orange / Black
-------	------------------------

DIMENSIONS	
Vehicle overall length*	3240 mm
Vehicle overall width	1280 mm
Vehicle overall height	1470 mm
Ski stance	1080 mm
Available Tracks	Ice Crosscut studded 500 x 3923 x 38 mm

SUSPENSION	
Front suspension	LFS
Front shock	KYB 36
Rear suspension	Articulated EasyRide+ with adjustment & extension lock
Center shock	KYB 36
Rear Shock	KYB 36

Brake system	Brembo
Heated throttle lever / grips	Standard
Gauge type	7.2" Digital Display
Windshield	Ultra high with side deflectors & mirrors
Visor Plug (Front/Rear)	Front
USB	Yes, in front compartment
Bumpers (Front/Rear)	Heavy Duty extra / Rear Rack
Hitch	Standard

* Vehicle overall length without snowflap.

69 RANGER PRO

A super wide-track snowmobile for the toughest work tasks.
Built to tow the heaviest of loads with exceptional traction and power.



Heavy Duty Work
Utility
Deep Snow
On & Off Trail

WHAT'S NEW

- Radian² platform
- Premium LED headlights
- Flippable snowguard
- Rotax® 900 ACE Turbo R engine option
- 10.25" Touchscreen Display with BRP Connect, built-in GPS and Group Ride feature (Turbo R only)
- New, lighter steering
- Wide Track 1-up seat with heating

PACKAGE HIGHLIGHTS

- EasyRide+ rear suspension
- Air radiator with fan
- 2F/N/R gearbox with push-button reverse
- iTC-system
- Cargo rack, Multi-LinQ Plate and hitch
- HD front bumper
- Arched A-arms



ROTAX® ENGINE	900 ACE™	900 ACE™ Turbo	900 ACE™ Turbo R	COLOR
Engine details	Liquid-cooled, four-stroke D.O.H.C.	Liquid-cooled, four-stroke D.O.H.C., turbocharged		Orange Crush / Tactical Grey
Cylinders / Displacement	3 - 899 cc			DIMENSIONS
Bore / Stroke (mm)	74 x 69.7			Vehicle overall length*
Maximum engine speed	7,250 RPM	7,750 RPM	7,900 RPM	3250 mm
Carburation	EFI			Vehicle overall width
Fuel type / Octane	Unleaded - 95			1200 mm
Fuel tank (L)	42			Vehicle overall height
				1450 mm
				Ski stance
				996 mm
				Available Tracks
				Cobra 600 x 3968 x 38 mm
				SUSPENSION
				Front suspension
				LFS+ with arched lower A-Arms
				Front shock
				KYB 36
				Rear suspension
				Articulated EasyRide+ with adjustment
				Center shock
				KYB 36
				Rear Shock
				KYB 36
POWERTRAIN				
Gearbox	2F/N/R gearbox with push-button reverse			
Drive clutch	pDrive™ with slider shoes	pDrive™ QRS		
Driven clutch	QRS	QRS		
DRY WEIGHT				
Dry Weight (kg)	304	309	311	

FEATURES

Platform	Radian ²	Brake system	Brembo
Headlights	Premium LED	Heated throttle lever / grips	Standard
Skis	Blade DS+	Gauge type	10.25" Touchscreen Display (on 900 ACE Turbo R) 7.2" Digital Display
Seating	Wide Track, 1-up heated	Windshield	Ultra high with side deflectors
Handlebar	U-type steel with hooks, low grab handle	Visor Plug (Front/Rear)	Front
Riser block height	145 mm	USB	Yes, in front compartment
Starter	Electric	Bumpers (Front/Rear)	Heavy Duty / Rear Rack
Reverse	Electromechanical	Hitch	Standard
Air radiator with fan	Yes		

* Vehicle overall length without snowflap.

69 RANGER ALPINE

A heavy-duty snowmobile for ski resorts and other demanding utility use.



Heavy Duty Work
Utility
Deep Snow
On & Off Trail

WHAT'S NEW

- Wide Track 1-up seat with heating

PACKAGE HIGHLIGHTS

- EasyRide Alpine rear suspension
- Air radiator with fan
- 2F/N/R gearbox with push-button reverse
- Mirrors
- iTC-system
- Readiness for Alpine accessories



ROTAX® ENGINE

900 ACE™ Turbo

Engine details	Liquid-cooled, four-stroke D.O.H.C., turbocharged
Cylinders / Displacement	3 - 899 cc
Bore / Stroke (mm)	74 x 69.7
Maximum engine speed	7,750 RPM
Carburation	EFI
Fuel type / Octane	Unleaded - 95
Fuel tank (L)	42

POWERTRAIN

Gearbox	2F/N/R gearbox with push-button reverse
Drive clutch	pDrive™
Driven clutch	QRS

DRY WEIGHT

Dry Weight (kg)	316
-----------------	-----

FEATURES

Platform	Radien-X
Headlights	Halogen
Skis	Blade DS+
Seating	Wide Track, 1-up heated
Handlebar	U-type steel with hooks, low grab handle
Riser block height	145 mm
Starter	Electric
Reverse	Electromechanical
Air radiator with fan	Yes

COLOR

White / Orange / Black

DIMENSIONS

Vehicle overall length*	3240 mm
Vehicle overall width	1280 mm
Vehicle overall height	1500 mm
Ski stance	1080 mm
Available Tracks	Ice Cobra studded 600 x 3968 x 38 mm

SUSPENSION

Front suspension	LFS
Front shock	KYB 36
Rear suspension	EasyRide Alpine
Center shock	KYB 36
Rear Shock	2 x KYB 36

Brake system	Brembo 4-Piston
Heated throttle lever / grips	Standard
Gauge type	7.2" Digital Display
Windshield	Ultra high with side deflectors & mirrors
Visor Plug (Front/Rear)	Front
USB	Yes, in front compartment
Bumpers (Front/Rear)	Heavy Duty extra / Rear Rack
Hitch	Standard

* Vehicle overall length without snowflap.

MODELS & PLATFORMS

2027

Radien² 400 mm

RAVE RE 850 E-TEC Turbo R
RAVE RE 850 ETEC
RAVE RE 600RR E-TEC

Adventure Electric 3050

Adventure Electric 3500
Adventure Limited 900 ACE
Adventure Core 600 ACE

Xterrain RE 850 E-TEC Turbo R

Xterrain RE 850 E-TEC
Xterrain RE 900 ACE Turbo R
Xterrain Limited 600RR E-TEC
Xterrain Limited 900 ACE Turbo
Xterrain Core 600 EFI
Xterrain Core 600 ACE

Brutal RE 850 E-TEC

Brutal RE 900 ACE Turbo R
49 Ranger PRO 600RR E-TEC
49 Ranger PRO 850 E-TEC
49 Ranger Core 600 EFI
49 Ranger Core 600 ACE

Radien² Deep Snow

Shredder Core 3700 600RR ETEC
Shredder Core 3900 600RR ETEC
Shredder RE 3700 850 ETEC
Shredder RE 3700 850 ETEC Turbo R
Shredder RE 3900 850 ETEC
Shredder RE 3900 850 ETEC Turbo R
Shredder DS 3900 850 ETEC
Shredder DS 3900 850 ETEC Turbo R
Shredder DS 4100 850 ETEC Turbo R

Radien² 500 mm

Brutal RE 850 E-TEC
Brutal RE 900 ACE Turbo R
Commander RE 900 ACE Turbo R
Commander Limited 900 ACE
Commander Limited 900 ACE Turbo
Commander Limited 900 ACE Turbo R
Commander Core 600R ETEC
Commander Core 900 ACE
59 Ranger PRO 600 ACE
59 Ranger Core 600 ACE
59 Ranger Core 600 EFI

Radien-X 500 mm

59 Ranger Alpine 900 ACE

Radien² 600 mm

69 Ranger PRO 900 ACE
69 Ranger PRO 900 ACE Turbo
69 Ranger PRO 900 ACE Turbo R

Radien-X 600 mm

69 Ranger Alpine 900 ACE Turbo

2026

Radien² 400 mm

RAVE RE 850 E-TEC Turbo R
RAVE RE 850 ETEC
RAVE RE 600R E-TEC
RAVE RE 600R E-TEC with Enduro package

Adventure Electric 3050

Adventure Electric 3500
Adventure Limited 900 ACE
Adventure Core 600 ACE
Adventure LX 600 ACE

Xterrain RE 850 E-TEC Turbo R

Xterrain RE 850 E-TEC
Xterrain RE 900 ACE Turbo R
Xterrain Limited 600R E-TEC
Xterrain Limited 900 ACE Turbo
Xterrain Core 600 EFI
Xterrain Core 600 ACE

Brutal RE 850 E-TEC

Brutal RE 900 ACE Turbo R
49 Ranger PRO 600R E-TEC
49 Ranger PRO 850 E-TEC
49 Ranger Core 600 EFI
49 Ranger Core 600 ACE

Radien² Deep Snow

Shredder Core 3700 600R ETEC
Shredder Core 3900 600R ETEC
Shredder RE 3700 600R ETEC
Shredder RE 3700 850 ETEC
Shredder RE 3700 850 ETEC Turbo R
Shredder RE 3900 850 ETEC
Shredder RE 3900 850 ETEC Turbo R
Shredder DS 3900 850 ETEC
Shredder DS 3900 850 ETEC Turbo R
Shredder DS 4100 850 ETEC Turbo R

Radien² 500 mm

Brutal RE 850 E-TEC
Brutal RE 900 ACE Turbo R
Commander RE 900 ACE Turbo R
Commander Limited 900 ACE
Commander Limited 900 ACE Turbo
Commander Core 600R ETEC
Commander Core 900 ACE
Commander Core 900 ACE Turbo

Radien-X 500 mm

59 Ranger PRO 600 ACE
59 Ranger Core 600 ACE
59 Ranger Core 600 EFI
59 Ranger Alpine 900 ACE

Radien-X 600 mm

69 Ranger PRO 900 ACE
69 Ranger PRO 900 ACE Turbo
69 Ranger Alpine 900 ACE Turbo

2025

Radien²

RAVE GLS 850 E-TEC Turbo R
RAVE RE 850 ETEC
RAVE RE 600R E-TEC
RAVE RE 600R E-TEC with Enduro package

Xterrain RE 850 E-TEC Turbo R

Xterrain RE 850 E-TEC
Xterrain RE 900 ACE Turbo R
Xterrain 600R E-TEC

49 Ranger PRO 600R E-TEC

49 Ranger PRO 850 E-TEC

Adventure Electric

Adventure Limited 900 ACE
Adventure Limited 900 ACE Turbo
Brutal RE 850 E-TEC, 400 mm
Brutal RE 900 ACE Turbo R, 400 mm

Radien² Deep Snow

Shredder 3700 600R ETEC
Shredder 3900 600R ETEC
Shredder RE 3700 600R ETEC
Shredder RE 3700 850 ETEC
Shredder RE 3700 850 ETEC Turbo R
Shredder RE 3900 850 ETEC
Shredder RE 3900 850 ETEC Turbo R
Shredder DS 3900 850 ETEC
Shredder DS 3900 850 ETEC Turbo R
Shredder DS 4100 850 ETEC Turbo R

Radien

Xterrain 600 EFI
49 Ranger 600 EFI

Radien-X 400 mm

Adventure 600 ACE
Adventure LX 600 ACE
49 Ranger 600 ACE

Radien-X 500 mm





Brutal RE 850 E-TEC, 500 mm
Brutal RE 900 ACE Turbo R, 500 mm
Commander RE 900 ACE Turbo R
Commander 600R ETEC
Commander 900 ACE
Commander 900 ACE Turbo
Commander Limited 900 ACE
Commander Limited 900 ACE Turbo
59 Ranger 600 ACE
59 Ranger 600 EFI
59 Ranger PRO 600 ACE
59 Ranger Alpine 900 ACE

Radien-X 600 mm

69 Ranger PRO 900 ACE
69 Ranger PRO 900 ACE Turbo
69 Ranger Alpine 900 ACE Turbo

LYNX 2027 SPECIFICATIONS

TRAIL

	Rave		Adventure			
	 Rave RE	 Rave 200	 Adventure Core	 Adventure Limited	 Adventure Electric	
COLOR	Viper Red / Black Black (spring only on 850 Turbo R)	Viper Red	Viper Red / Black	Noble Bronze / Black	Viper Red / Bright White	
FEATURES	Skis	Blade XC+	Blade DS+	Blade DS+	Pilot™ 5.7 SLT	
	Platform	Radien ²	Youth	Radien ²	Radien ²	
	Seating	Sport, 1-up		2-up	2-up heated	2-up
	Handlebar	U-type aluminium with hooks		U-type steel with hooks	U-type steel with hooks	Straight steel with hooks
	Starter	SHOT (850 E-TEC Turbo R) Electric and manual (850 E-TEC & option on 600RR E-TEC) Manual (option on 600RR E-TEC)	Electric	Electric	Electric	Electric
	Reverse	RER™		Mechanical	Electromechanical	Yes
	Windshield	Low	Low	Ultra-high with side deflectors	Ultra-high with side deflectors	Ultra-high with side deflectors
	Air radiator with fan			Yes	Yes	
GAUGE	10.25" Touchscreen Display (standard on 850 E-TEC and 850 E-TEC Turbo R) 7.2" Digital Display		4.5" Digital Display	7.2" Digital Display	10.25" touchscreen display	
SUSPENSION	Front suspension	LFS-R	A-Arm	LFS+	LFS+	LFS+
	Front shock	KYB PRO 46 HLCR Kashima	Hydraulic twin-tube	KYB 36	KYB 36 Plus R	Motion Control
	Rear suspension	PPS ³	Slide rail, adjustable torsion spring	PPS ³	PPS ³	Revised SC-5 (3050) SC-5M (3500)
	Center shock	KYB PRO 46 HLCR Kashima		KYB 36	KYB 36 Plus Kashima	Motion Control
	Rear Shock	KYB PRO 46 HLCR Kashima	Hydraulic twin-tube	KYB 36	KYB 46 Plus Kashima	KYB 36
ROTAX® ENGINE	850 E-TEC® Turbo R with WIS 850 E-TEC® 600RR E-TEC®	200	600 ACE™	900 ACE™	E-POWER	
Fuel tank (L)	37	8.3	37	37		
TRACK	Track length	3269 mm (3300) 3487 mm (3500)	2,360 mm	3489 mm	3489 mm	3048 mm (3050) 3489 mm (3500)
	Track width	381 mm	254 mm	381 mm	381 mm	356 mm (3050) 381 mm (3500)
	Track profile	41 mm Cobra (600RR) 38 mm Ice Ripper XT studded (on 850 and 850 Turbo)	25 mm Cobra	32 mm Ripsaw [†]	32 mm Ripsaw [†]	19 mm High-Efficiency (3050) 32 mm Ripsaw [†] (3500)
DIMENSIONS	Ski stance	1097 mm	775 mm adjustable	1097 mm	1097 mm	1097 mm
	Vehicle overall length*	2920 mm (3300) 3040 mm (3500)	2134 mm	3090 mm	3090 mm	2940 mm (3050) 3060 mm (3500)
	Vehicle overall width	1270 mm	914 mm	1280 mm	1280 mm	1250 mm
	Vehicle overall height	1140 mm	864 mm	1470 mm	1470 mm	1470 mm
	Dry Weight (kg)	219 (600RR 3300) 229 (600RR 3500) 239 (850) 240 (850 Turbo R)		240	249	245 (3050) 250 (3500)

Xterra			Brutal	Commander		
Xterrain Core	Xterrain Limited	Xterrain RE	Brutal RE	Commander Core	Commander Limited	Commander RE
White / Black	Noble Bronze / Black	Black	Viper Red / Black Black (spring only)	Tactical Grey / Black	Noble Bronze / Black	Tactical Grey / Black
Blade XC+	Blade XC+	Blade XC+	Blade DS+	Blade DS+	Blade DS+	Blade DS+
Radien ²	Radien ²	Radien ²	Radien ²	Radien ²	Radien ²	Radien ²
Sport, 1-up	Sport, 1-up or 2-up heated	Sport, 1-up heated	Sport, 1-up (400 mm) Brutal, 1-up (500 mm)	Wide Track, 1-up	Wide Track, 1-up or 2-up heated	Wide Track, 1-up heated
U-type aluminium with hooks	U-type aluminium with hooks	U-type aluminium with hooks	U-type aluminium with hooks, low grab handle	U-type steel with hooks, low grab handle	U-type steel with hooks, low grab handle	U-type steel with hooks, low grab handle
Electric and manual (600 EFI) Electric (600 ACE)	Electric and manual (600RR E-TEC) Electric (900 ACE Turbo)	SHOT (850 E-TEC Turbo R) Electric (900 ACE Turbo R) Electric and manual (850 E-TEC)	Electric (900 ACE Turbo R) Electric and manual (850 E-TEC)	Electric and manual (600RR E-TEC) Electric (900 ACE)	Electric	Electric
RER™ (600 EFI) Mechanical (600 ACE)	RER™ (600RR E-TEC) Electromechanical (900 ACE Turbo)	Electromechanical (900 ACE Turbo R) RER™ (850 & 850 E-TEC Turbo R)	Electromechanical (900 ACE Turbo R) RER™ (850 E-TEC)	RER™ (600RR E-TEC) Electromechanical (900 ACE™)	Electromechanical	Electromechanical
Low	Low Ultra-high with side deflectors (Touring kit)	Low	Low	Ultra high with side deflectors	Ultra high with side deflectors	Medium with side deflectors
	Yes (only on 900 ACE Turbo with Touring kit)		Yes	Yes	Yes	Yes
4.5" Digital Display	10.25" Touchscreen Display (900 ACE Turbo) 7.2" Digital Display (600RR E-TEC)	10.25" Touchscreen Display	10.25" Touchscreen Display	4.5" Digital Display	10.25" Touchscreen Display (on 900 ACE Turbo and Turbo R) 7.2" Digital Display (on 900 ACE)	10.25" Touchscreen Display
LFS+	LFS-R	LFS-R	LFS+ with arched lower A-Arms	LFS+ with arched lower A-Arms	LFS+ with arched lower A-Arms LFS+ (Touring kit)	LFS+ with arched lower A-Arms
KYB 36	KYB 36 Plus R	KYB PRO 46 HLCR Kashima	KYB PRO 36 EA-3 R Kashima	KYB 36	KYB 36 Plus KYB 36 Plus R (Touring kit)	KYB PRO 36 EA-3 R Kashima
PPS ³	PPS ³	PPS ³	PPS ² -DS+ (400 mm) EasyRide+ (500 mm)	Articulated EasyRide+ with adjustment	Articulated EasyRide+ with adjustment	EasyRide+ with adjustment
KYB 36	KYB 36 Plus Kashima	KYB PRO 46 HLCR Kashima	KYB 46 Plus Kashima	KYB 36	KYB 46 Plus Kashima	KYB PRO 46 EA-3 Kashima
KYB 36	KYB 46 Plus Kashima	KYB PRO 46 HLCR Kashima	KYB PRO 46 EA-3 R Kashima	KYB 36	KYB 46 Plus Kashima	KYB PRO 46 EA-3 R Kashima
600 EFI - 85 600 ACE™	600RR E-TEC® 900 ACE™ Turbo	900 ACE™ Turbo R 850 E-TEC® Turbo R with WIS 850 E-TEC®	900 ACE™ Turbo R 850 E-TEC®	600RR E-TEC® 900 ACE™	900 ACE™ 900 ACE™ Turbo 900 ACE™ Turbo R	900 ACE™ Turbo R
37	37	37	37 / 42	42	42	42
3705 mm	3705 mm	3705 mm	3923 mm	3923 mm	3923 mm	3923 mm
381 mm	381 mm	381 mm	381 mm (400 mm) 500 mm (500 mm)	500 mm	500 mm	500 mm
41 mm Cobra (600 ACE) 51 mm PowderMax† (600 EFI)	51 mm PowderMax†	51 mm PowderMax†	64 mm PowderMax† (400 mm) 60 mm PowderMax† (500 mm)	44 mm PowderMax†	44 mm PowderMax† 38 mm Ice Crosscut studded (Touring kit)	44 mm PowderMax†
1097 mm	1097 mm	1097 mm	996 mm	996 mm	996 mm 1097 mm (Touring kit)	996 mm
3180 mm	3180 mm	3180 mm	3250 mm (400 mm) 3300 mm (500 mm)	3245 mm	3245 mm	3245 mm
1270 mm	1270 mm	1270 mm	1200 mm	1200 mm	1200 mm 1280 mm (Touring kit)	1200 mm
1300 mm	1320 mm	1300 mm	1245 mm (400 mm) 1235 mm (500 mm)	1480 mm	1480 mm	1280 mm
220 (EFI) 228 (ACE)	224 (600RR) 253 (900 ACE Turbo) 264 (900 ACE Turbo Touring kit)	244 (850) 253 (850 Turbo R) 260 (900 ACE Turbo R)	265 (400 mm 900 ACE Turbo R) 283 (500 mm 900 ACE Turbo R) 253 (400 mm 850 E-TEC) 259 (500 mm 850 E-TEC)	265 277	287 297 (Touring kit) 299 309 (Touring kit) 301 311 (Touring kit)	295






LYNX 2027 SPECIFICATIONS

DEEP SNOW

UTILITY



	Shredder Core	Shredder DS	Shredder RE	49 Ranger Core	49 Ranger PRO	
COLOR	Viper Red / Black	Mineral Blue / Viper Red Black (spring only)	Hyper Silver / Viper Red Black (spring only)	White / Black	Orange Crush / Tactical Grey	
FEATURES	Skis	Blade DSS	Blade DSS	Blade DS+	Blade DS+	
	Platform	Radien ²	Radien ²	Radien ²	Radien ²	
	Seating	Deep snow ultra compact	Deep snow ultra compact	Sport, 1-up	Sport, 1-up heated	
	Handlebar	U-type aluminium with hooks, low grab handle	U-type aluminium with hooks, low grab handle	U-type steel with hooks	U-type steel with hooks, low grab handle	
	Starter	Electric and manual	SHOT	SHOT Electric and manual (spring only on 3700 850 E-TEC)	Electric and manual (600 EFI) Electric (600 ACE)	
	Reverse	RER™	RER™	RER™	RER™ (600 EFI) Mechanical (600 ACE™)	RER™
	Windshield				Medium with side deflectors	Medium with side deflectors
	Air radiator with fan				Yes	Yes
GAUGE	4.5" Digital Display	10.25" Touchscreen Display (standard on 850 E-TEC Turbo R) 4.5" Digital Display	10.25" Touchscreen Display (standard on 850 E-TEC Turbo R) 4.5" Digital Display	4.5" Digital Display	7.2" Digital Display	
SUSPENSION	Front suspension	LFS-DS	LFS-DS	LFS+	LFS+ with arched lower A-Arms	
	Front shock	KYB 36	KYB 36 Plus Kashima	KYB PRO 40 EA-3 Kashima	KYB 36	
	Rear suspension	PPS ³ -DS	PPS ³ -DS	PPS ³ -DS	PPS ² -DS+	PPS ² -DS+
	Center shock	KYB 36	KYB 36 Plus Kashima	KYB 46 Plus Kashima	KYB 36	KYB 36
	Rear Shock	KYB 36	KYB 36 Plus Kashima	KYB PRO 46 EA-3 R Kashima	KYB 36	KYB 36
ROTAX® ENGINE	600RR E-TEC®	850 E-TEC® Turbo R 850 E-TEC®	850 E-TEC® Turbo R 850 E-TEC®	600 EFI - 85 600 ACE™	850 E-TEC® 600RR E-TEC®	
Fuel tank (L)	37	37	37	37	37	
TRACK	Track length	3705 mm 3912 mm	3912 mm 4178 mm (spring only on Turbo R)	3705 mm (3700 850) 3734 mm (3700 850 Turbo R) / 3912 mm	3923 mm	3923 mm
	Track width	381 mm	381 mm	381 mm	406 mm	406 mm
	Track profile	64 mm PowderMax ⁺	76 mm PowderMax X-Light	64 mm PowderMax ⁺ (3700 850) 76 mm PowderMax ⁺ X-Light (3700 850 Turbo R & 3900 all engines)	38 mm Charger	64 mm PowderMax ⁺
DIMENSIONS	Ski stance	863 mm	863 mm	863 mm	996 mm	921 mm
	Vehicle overall length*	3060 mm (3700) 3200 mm (3900)	3200 mm (3900) 3335 mm (4100)	3080 mm (3700 850) 3095 mm (3700 850 Turbo R) 3200 mm (3900)	3280 mm	3385 mm
	Vehicle overall width	1031 mm	1031 mm	1031 mm	1200 mm	1120 mm
	Vehicle overall height	1280 mm	1240 mm	1240 mm	1310 mm	1320 mm
	Dry Weight (kg)	209 211	202 (3900 850) 211 (3900 850 Turbo R) 216 (4100 850 Turbo R)	209 (3700 850) 211 (3900 850) 215 (3700 850 Turbo R) 220 (3900 850 Turbo R)	228 (EFI) 237 (ACE)	240 (600RR) 249 (850)

59 Ranger			69 Ranger	
				
59 Ranger Core	59 Ranger PRO	59 Ranger Alpine	69 Ranger PRO	69 Ranger Alpine
White / Black	Orange Crush / Tactical Grey	White / Orange / Black	Orange Crush / Tactical Grey	White / Orange / Black
Blade DS+	Blade DS+	Blade DS+	Blade DS+	Blade DS+
Radien ²	Radien ²	Radien-X	Radien ²	Radien-X
Wide Track, 1-up	Wide Track, 1-up heated	Wide Track, 1-up heated	Wide Track, 1-up heated	Wide Track, 1-up heated
U-type steel with hooks	U-type steel with hooks, low grab handle	U-type steel with hooks, low grab handle	U-type steel with hooks, low grab handle	U-type steel with hooks, low grab handle
Electric and manual (600 EFI) Electric (600 ACE)	Electric	Electric	Electric	Electric
RER™ (600 EFI) Electromechanical (600 ACE™)	Electromechanical	Electromechanical	Electromechanical	Electromechanical
Ultra high with side deflectors	Ultra high with side deflectors	Ultra high with side deflectors & mirrors	Ultra high with side deflectors	Ultra high with side deflectors & mirrors
Yes	Yes	Yes	Yes	Yes
4.5" Digital Display	7.2" Digital Display	7.2" Digital Display	10.25" Touchscreen Display (on 900 ACE Turbo R) 7.2" Digital Display	7.2" Digital Display
LFS+	LFS+ with arched lower A-Arms	LFS	LFS+ with arched lower A-Arms	LFS
KYB 36	KYB 36	KYB 36	KYB 36	KYB 36
EasyRide+	Articulated EasyRide+ with adjustment	Articulated EasyRide+ with adjustment & extension lock	Articulated EasyRide+ with adjustment	EasyRide Alpine
KYB 36	KYB 36	KYB 36	KYB 36	KYB 36
KYB 36	KYB 36	KYB 36	KYB 36	2 x KYB 36
600 EFI - 85 600 ACE™	600 ACE™	900 ACE™	900 ACE™ 900 ACE™ Turbo 900 ACE™ Turbo R	900 ACE™ Turbo
42	42	42	42	42
3923 mm	3923	3923 mm	3968 mm	3968 mm
500 mm	500 mm	500 mm	600 mm	600 mm
38 mm Crosscut	44 mm PowderMax ⁺	38 mm Ice Crosscut studded	38 mm Cobra	38 mm Ice Cobra studded
996 mm	996 mm	1080 mm	996 mm	1080 mm
3240 mm	3240 mm	3240 mm	3250 mm	3240 mm
1200 mm	1200 mm	1280 mm	1200 mm	1280 mm
1500 mm	1500 mm	1470 mm	1450 mm	1500 mm
241 (EFI) 247 (ACE)	263	291	304 (900 ACE) 309 (900 ACE Turbo) 311 (900 ACE Turbo R)	316

ACCESSORIES

- 35 LinQ Accessories
- 36 Accessory bundles
- 38 Storage
- 56 Seats & Accessories
- 61 Wind protection & Mirrors
- 70 Bumpers
- 74 Towing
- 75 Skid plates, Protectors & Reinforcement
- 79 Cooling
- 82 Ergonomics
- 87 Lights
- 89 Electrical
- 95 Rave 120 & 200 Accessories
- 96 59 Ranger & 69 Ranger Alpine Accessories
- 98 Suspension
- 100 Covers
- 102 Skis
- 106 Universal
- 108 Trailing & Covers
- 111 Parts & Performance
- 112 PDrive Pulley Service Kits
- 113 XPS Oils and Maintenance Products
- 115 Tracks and Drive Belts

LYNX LIMITED WARRANTY* 2-YEARS ON BRP ACCESSORIES** AND GENUINE BRP PARTS***

* Purchased at an authorized BRP dealership/distributor or on a BRP-authorized online store. Other exclusions may apply, see complete limited warranty or contact your Lynx authorized dealer. Unless otherwise stipulated or required by law. This limited warranty does not apply to factory-installed accessories.

** Installed by an authorized BRP dealership on a MY26 Lynx snowmobile. Otherwise 1 year limited warranty.

*** If Lynx parts are installed by your authorized BRP dealer, labor is covered too. Lynx-rebuilt parts carry the same two-year warranty for major assemblies like short blocks, cylinders and crankshafts.



LinQ SYSTEM™ ACCESSORIES

FAST, EASY AND SECURE

A BRP exclusive, LinQ is a tool-less system for near-instant installation of accessories.

- LinQ accessories to transform your machine to fit the moment.
- No tools needed: quickly install and remove accessories by hand.
- Stylish, fully integrated solution to your cargo needs.
- Sturdy mounting system that holds up in every terrain.

LinQ is the industry standard in fast, secure and easy accessory attachment. Here's how you can use multiple LinQ items together to create the perfect ride.

	POSITION 1		POSITION 2	
	On the tunnel	On top of LinQ stackable fuel caddy	On the tunnel	Behind the fuel caddy
 LinQ OIL CADDY 860202445	YES		YES*	
 LinQ JERRY CAN 860202246	YES	NO	NO too heavy for this position	NO
 LinQ DEEP SNOW & TRAIL BAGS 860202878, 860202787, 860202620	YES		YES*	
 LinQ SLIM WATERPROOF TUNNEL BAG 860202451	YES position #1 and #2 required	NO	YES* position #1 and #2 required	NO
 LinQ TRAIL PRO BAG - 30 L 860203038	YES except when LinQ 1 + 1 Backrest and 1 + 1 Seat are installed		YES* **	NO
 LinQ ADVENTURE TUNNEL BAG 860202444	YES* position #1 and #2 required	NO	YES* position #1 and #2 required	NO
 LinQ MODULAR CARGO BOX - 10 L 715005494	YES	NO	YES*	
 LinQ THERMAL BOX 219400964	YES except when LinQ 1 + 1 Backrest is installed	NO	NO too heavy for this position	NO
 LinQ CARGO BOX - 60 L 860203020	YES** position #1 and #2 required	NO	YES** position #1 and #2 required	NO
 LinQ CARGO BOX - 62 L 860202446	YES* position #1 and #2 required	NO	YES* position #1 and #2 required	NO
 LinQ CARGO BOX - 40 L 860202442	YES* position #1 and #2 required	NO	YES* position #1 and #2 required	NO
 LinQ TUNNEL BAG - 21 L 860202449	YES except when LinQ 1 + 1 Backrest and 1 + 1 Seat are installed		YES* **	NO
 LinQ EXPANDABLE BAG - 17 L 860202895	YES		YES*	
 LinQ DRY BAG 715008110	YES		YES*	
 LinQ TOOL BOX 715008111	YES except with 1 + 1 Seat	NO	NO too heavy for this position	NO
 UNIVERSAL LinQ RACK 860202208	YES	NO	YES*	

* except MY26 3700 mm (Short Tunnel)

** except MY26 and up 3900 mm Shredder models tunnel

READY-MADE ACCESSORY BUNDLES

INSPIRED BY LYNX RIDERS

ESSENTIALS COMMANDER

When work is play, these accessories keep you going.



LING JERRY CAN 20 L




E-LING



BRP TOOL KIT



LING UTILITY BAG 50 L



ADJUSTABLE HEATED BRAKE LEVER



SKIDPLATE

ESSENTIALS BRUTAL

With this accessory package, you improve the protection of your Brutal snowmobile and conveniently transport the things you need on your winter adventure.



LING JERRY CAN 14 L



ADJUSTABLE HEATED BRAKE LEVER



LING DEEP SNOW EXPANDABLE BAG 23,5 L



ICE SCRATCHERS



SKID PLATE

SEE ALL BUNDLES AT [BRPLYNX.COM](https://www.brplynx.com)
CHOOSE YOUR MODEL AND CHECK THE BUNDLES

ESSENTIALS SHREDDER

This accessory pack adds extra protection to your Shredder snowmobile and provides expanded, convenient storage solutions for your deep snow adventures.



SOFT GLOVE BOX
EXTENSION



LING JERRY CAN 14 L



LING DEEP SNOW
EXPANDABLE BAG
23,5 L



BRP TOOL KIT



HEAVY-DUTY AIR
INTAKE FILTER KIT



BRAKE AND
CHAINCASE
PROTECTORS



SKID PLATE

ESSENTIALS XTERRAIN

With this accessory package, you improve the protection of your Xterrain snowmobile and conveniently transport the things you need on your winter adventure.



NEW



ADJUSTABLE HEATED
BRAKE LEVER



E-LING



AUXILIARY LED
WIDE LIGHTS



SKID PLATE



GLOVEBOX
EXTENSION / GPS
SUPPORT



LING DEEP SNOW
EXPANDABLE BAG 20 L



ONE-PIECE
SPORT MEDIUM
WINDSHIELD

STORAGE

OIL CADDY FOR STACKABLE JERRY CAN 3.78 L



Radien² / Radien / Radien-X

860202445

- 3.78 liter capacity.
- Can be used in position 1 or 2.
- Can be used on top of LinQ Stackable Fuel Caddy.

LINQ JERRY CAN 11 L



Radien² / Radien / Radien-X

860202247

- Quick, easy and secure installation with LinQ system.
- No-Spill spout for easy use.
- 11 liter capacity.

LINQ JERRY CAN 14 L



Radien² / Radien / Radien-X

860202246

- Quick, easy and secure installation with LinQ system.
- No-Spill spout for easy use.
- 14 liter capacity.
- Single LinQ tunnel bag or LinQ oil caddy stacks on top for more storage by adding an extra set of linQ cargo base kit (860201806).

LINQ JERRY CAN 20 L



Radien² 500 mm / Radien-X 500 mm
Radien² 600 mm / Radien-X 600 mm

715007822

- Quick, easy and secure LinQ system installation.
- Spill-free spout for easy use.
- 20 liter capacity.
- Compatible with the Multi LinQ Plate for 20" and 24" tunnels.
- Not compatible with Luggage Rack Reinforcement Plates (860200798).

LINQ EXPANDABLE BAG 17 LRadien² / Radien / Radien-X

860202895

- Semi-rigid expandable 8.5 L to 17 L LinQ tunnel bag.
- Compression style bag allows secure storage of belongings.
- Premium look pairs well with the vehicle.
- Quick, easy and secure LinQ system installation.
- Attaches with one set of LinQ fasteners.
- Featuring inside mesh pocket to separate smaller items.

LINQ PRO LIGHT BAG 20 LRadien² / Radien / Radien-X

860202620

860202747 • cover lid only

- Lightweight.
- Attaches with one set of LinQ fasteners.
- Suitable for positions 0, 1, 2 and above the LinQ Stackable Fuel Caddy.
- 20 liter capacity.
- Compatible with Cover Lids 860202747, 860202132, 860202383 & 860202789.
- Pocket under the lid for quick and easy access.
- Brightly colored interior makes it easy to locate objects.
- Removable interior for easy cleaning.
- 3 removable dividers to organize cargo.

LINQ DEEP SNOW LIGHT BAG 26 LRadien² / Radien / Radien-X

860202787

860202789 • cover lid only (black)

860202132 • cover lid only (black/yellow)

- Lightweight—uses one set of LinQ fasteners.
- 26 liter capacity.
- Pocket under the lid for quick and easy access.
- Brightly colored interior makes it easy to locate objects.
- Removable interior for easy cleaning.
- 3 removable dividers to organize cargo.
- Suitable for positions 0, 1, 2 and above the LinQ Stackable Fuel Caddy.
- Shovel Holder System on the cover.
- Compatible with Cover Lids 860202132, 860202383, 860202747 and 860202789.

**LINQ DEEP SNOW EXPANDABLE BAG
23,5 L**Radien² / Radien / Radien-X

860202878

- Your go-to expandable 8.5 L to 23,5 L LinQ deep snow bag for use in the mountains.
- Features a shovel pocket on top for quick access and is designed to prevent snow intrusion.
- Also features a saw pocket integrated into the shovel pocket for fast access.
- Two waterproof transparent pockets under the lid for keeping belongings dry and easy to locate.
- 2 velcro straps sewn into the interior liner to secure cargo.
- Brightly colored interior makes it easy to locate objects.
- Removable interior for easy cleaning.
- Carry handle for easy transport.
- Quick, easy and secure LinQ system installation.
- Suitable for position 0, 1, 2 and above the LinQ Stackable Fuel caddy - 14.5 L (860202246).

NEW**LINQ TRAIL PRO BAG 30L**Radien² / Radien / Radien-X

860203038

- The ultimate trail snowmobile bag.
- Two transparent water-resistant pockets in bag base for keeping belongings extra dry and easy to locate.
- Top lid includes additional 5 liters of quick access storage.
- Easy pull zipper system.
- Quick, easy and secure LinQ system installation.
- Carry handle for easy transport.
- Suitable for positions 0, 1, 2 and above the LinQ Stackable Fuel Caddy - 14.5 L (860202246).
- Not compatible with 1+1 seat and backrest.

LINQ TRAIL PRO BAG COVER LIDRadien² / Radien / Radien-X

860202383

- Replacement cover for Trail Pro Bag (860201986).
- Map holder and quick -access storage compartment on lid.
- Mesh pocket under the lid for easy, quick access to smaller items.

LINQ SADDLE BAGS 23 LRadien² 400 mm

860202621

- Premium semi-rigid saddlebags use an independent LinQ mounting system.
- Installed further forward than Position 1.
- Easy attachment and removal.
- Can be used in conjunction with additional LinQ mounted accessories at the same time.
- 23-liter total capacity.
- Brightly colored yellow interior makes it easy to locate objects.
- Do not fit with 2up seat with backrest .

LINQ DRY BAG 40 LRadien² / Radien / Radien-X

715008110

- Fully waterproof roll-top design secures gear tightly.
- 40 liter of adjustable capacity.
- Heavy-duty rigid plastic base.
- Foam lined bottom for additional protection.
- Integrated handle for easy transportation on/off the vehicle.

LINQ URBAN BAG 40 LRadien² / Radien / Radien-X

219401026

- Versatile LinQ storage solution with up to 40 liters of added storage.
- Heavy-duty construction with high-quality zippers and water resistant outer shell.
- Easy-access large roll-top opening.
- Reversible integrated flap with water-resistant storage.
- Integrated vehicle key holder.
- Waterproof removable liner with integrated pocket and laptop storage.
- Backpack Option includes adjustable, removable shoulder system, ergo-fitted back padding and lightweight shoulder system design.

LINQ MODULAR CARGO BOX 10 LRadien² / Radien / Radien-X

715005494

- Modular LinQ cargo box with 10 liter capacity.
- Single LinQ tunnel bag stacks on top for more storage.
- Heavy duty construction for durability.
- Weather resistant sealed lid.

LINQ LARGE TUNNEL BAG 21 LRadien² / Radien / Radien-X

860202449

- Semi-rigid expandable LinQ tunnel bag.
- 21 liter capacity.
- Can be installed on top of LinQ Stackable Fuel Caddy or behind a driver seat.
- Easy one-second on/off tool-less system.

LINQ SLIM WATERPROOF TUNNEL BAG 26 LRadien² / Radien / Radien-X

860202451

- Rigid bottom and top design.
- Allows storage of removable snow flap.
- Waterproof inner roll top.
- Shovel can be stored while assembled on top of the bag.
- 16 to 26 liter capacity.
- Uses LinQ positions 1 & 2 on the tunnel
- Fits for 3500 mm and longer models (except 3700 super short tunnel).

LINQ TUNNEL BAG ADVENTURE 40 LRadien² / Radien / Radien-X

860202444

- 40 liter capacity.
- Thermoformed hard base and semi-rigid sides and top.
- Cover can be removed for easier access.
- Multiple compartments, separators and fixation points for hooks or bungee cords.
- Inside goggle soft pocket.
- Fits for 3500 mm and longer models (except 3700 short or super short tunnels).

LINQ THERMAL BOX 16 LRadien² / Radien / Radien-X

219400964

- Features a highly robust rotomolded design with a 16-liter capacity.
- High quality foam insulation for optimal performance hot or cold.
- Do not fit with 2up seat with backrest.

LINQ TOOL BOX 19 LRadien² / Radien / Radien-X

715008111

- Weather-resistant design features a sealed cover.
- 19 liter capacity.

LINQ CARGO BOX, LARGE 40 LRadien² / Radien / Radien-X

860202442



- Rigid molded plastic construction with integrated design.
- Provides dry, safe storage.
- 40 liter capacity.
- Fits for 3500 mm and longer models (except 3700 short or super short tunnels).

LINQ CARGO BOX 62 LRadien² / Radien / Radien-X

860202446 • Black



- Can be used on all models, which have 2 pair of LinQ attachments (this box fits on 59 Ranger Alpine tunnel).
- Optional LinQ mounts can be added on top for even more capacity.
- 62 liter capacity.
- Fits for 3500 mm and longer models (except 3700 short or 3700/3900 super short tunnels).

LINQ CARGO BOX LINERRadien² / Radien / Radien-X

860201635 • Black



- Fits within LinQ Cargo Box (860202446).
- Easy to take everything with you on arrival.
- 62 liter capacity.

LINQ UTILITY BAG 50 LRadien² / Radien / Radien-X (except Alpine)

860202907



- Fully waterproof, semi-rigid, roll-top design bag secures gear tightly.
- Quick, easy and secure installation with LinQ system.
- Attaches with one set of LinQ fasteners.
- 50 liter capacity.

SR50 UTILITY BAG 50 L

Radien² 500 mm (except models with cargo railing 860202968) /
Radien-X 500 mm (except Alpine)
Radien-X 600 mm (except Alpine)

860201939

- Replaces passenger seat in seconds for additional storage.
- Quick release straps to easily access storage underneath.
- Waterproof to keep your cargo dry.
- 50 liter capacity.
- Works with the 135-liter LinQ Utility Cargo Boxes.

NEW**LINQ SPORT UTILITY CARGO BOX 60 L**Radien² / Radien / Radien-X (except Alpine)

860203020

- Premium injection molded box.
- Top lid can be removed to provide an open box.
- 4 LinQ anchors (860201806) can be added on top of the lid to install 400 mm LinQ accessories or additional storage.
- 4 hook attachment points located in the bottom of the box to help secure cargo.
- Snow and water resistant.
- Dimensions 24 cm L x 21 cm W x 12,5 cm H.
- Fits tunnels 3500 mm & up (except 3700 short or 3700 super short tunnels).

LINQ LOW PROFILE CARGO BOX 60 LRadien² 500 mm /
Radien-X 500 mm (except Alpine) /
Radien² 600 mm /
Radien-X 600 mm (except Alpine)

860202897

- A versatile premium rugged box that can be customized to rider's need.
- Quick, easy and secure LinQ system installation on Multi-LinQ Plate.
- 60 liter capacity.
- Removable / lockable lid.
- 4 LinQ anchors (860201806) can be added on top of the lid to install 16" LinQ accessories or additional storage.
- Slots for plywood dividers molded into box to help organize cargo.
- 4 hook attachment points located in the bottom section of the box to help secure cargo.
- Snow and water-resistant.

LINQ CARGO BOX 90 LRadien² / Radien / Radien-X

860202759

- Extra large 90 liter capacity.
- Uses LinQ positions 1 & 2 on the tunnel.
- Easy on and off.
- 2 LinQ anchors (860201806) can be added on top of the lid to install 16" LinQ accessories or additional storage.
- Rugged and tough rotomolded plastic construction.
- For 3700 mm and longer (except short or super short tunnel)

NEW**LINQ CARGO ORGANIZER**

For 135L Cargo Box or 60L Cargo Box

860202876

- Semi-rigid storage that mounts on the inner lid of the 135 L storage box (860202802) or 60 L boxes (860202897 or 860203020).
- Attaches/removes easily using our new LinQ Nano attachment system.
- Designed to carry your ice fishing gear such as rods, tip-ups and basic tackle.
- Closed-cell foam inserts provide maximum protection for your gear.
- Can also be used for general secure storage for many other applications.

LINQ UTILITY PREMIUM CARGO BOX 135 L

Radien² 500 mm /
Radien-X 500 mm (except Alpine)
Radien² 600 mm /
Radien-X 600 mm (except Alpine)

860202802

- A versatile premium rugged box that can be customized to rider's need.
- Can be divided into 2 main compartments by installing a plywood floor (not included).
- Can be opened independently / locked separately.
- Top lid can be moved to the bottom section for making a smaller box, like the LinQ Low Profile Cargo Box - 60 L (860202897).
- Quick, easy and secure LinQ system installation on Multi-LinQ Plate.
- Massive capacity of 135 liters
- 4 LinQ anchors (860201806) can be added on top of the lid to install 16" LinQ accessories or additional storage.
- Slots for plywood dividers molded into box to help organize cargo.
- 4 hook attachment points located in the bottom section of the box to help secure cargo.
- Integrated axe holder on one side.
- Snow and water-resistant.

UNIVERSAL LINQ RACKRadien² / Radien / Radien-X860202208 • for Lynx models
860202357 • other brands

- This Universal Rack can make generic accessories LinQ compatible.
- Allows a multitude of products and configurations on LinQ tunnels.

LINQ PLATE

Radien² 400 mm / Radien 400 mm /
Radien-X 400 mm

860202773

- Standard for 49 Ranger now available for 3700 length tunnels.
- Enables attaching large cargo box to 400 mm models.
- More attachment points for LinQ accessories.
- Places for binding straps.

LINQ REAR CARGO RACK

Radien² 500 mm (except models with cargo railing 860202968) /
Radien-X 500 mm (except Alpine) /
Radien-X 600 mm (except Alpine)

860201800

- Replaces passenger seat for extra cargo capacity.
- Simple attachment.
- Retains underseat access with clever hinge system.
- Allows use of more LinQ bags.

NEW**REAR RAILING KIT**

Radien² 500 mm / Radien-X 500 mm

860202968

- Radien² style rack extension.
- Provide more room to maximize LinQ tunnel cargo capacity.
- Not compatible with Ice Auger Holder (860201828), Cargo rack (860201800) or SR50 bag (860201939).
- Included in Commander & 59 Ranger PRO models.

STACKABLE LINQ DECK

Radien² 500 mm / Radien-X 500 mm (needs cargo railing 860202968)
Radien² 600 mm

860202746

- Doubles the LinQ mounting surface area of the tunnel positions 1 and 2.
- Top deck maximum weight capacity: 22 kg, total tunnel weight capacity with Stackable LinQ Deck installed: 44 kg.
- Steel and aluminum structure is covered with polypropylene for long life.
- Eight LinQ attachment points for single mount accessories like LinQ Tool Holder (860201846) and LinQ Working Light (860202380).
- Lever operated latch opens/closes the deck.
- Equipped with a gas strut that holds the deck open for easier access to cargo underneath.
- Reinforcement kit included to give extra protection to the Cargo Rack Kit when Stackable LinQ Deck is installed.
- Ability to leave equipment installed on the top deck when there is no passenger seat installed.
- We recommend changing the stock rear springs for stiffer springs when installing the Stackable LinQ Deck.

LINQ REAR DECK

Radien-X 500 mm

860202415

- Extra LinQ deck on rear tunnel allows more storage capacity.
- Two LinQ positons on the deck, so you can stack more LinQ accessories there.
- Hinges on the back and LinQ lock in front allows easy access under the deck.
- Places for binding straps.
- Can combine e.g. under the deck 5 pcs of Under Deck storage boxes (860202475) and 135L box on the deck.
- Requires Luggage Rack (860202311).
- Note max cargo capacity 58 kg.

UNDER DECK STORAGE BOX 7 L

Radien-X 500 mm

860202475

- Under the deck fits 5 boxes. Capacity of one box is 7 liter.
- Can be used as dedicated for specific items e.g. for fishing, food, tools, campfire items.
- Rack locks the boxes firmly on their places and prevent them moving or clattering.

LUGGAGE RACK

Radien-X 500 mm

860202311

Maximizes tunnel cargo capacity.

HANDLEBAR BAG SMALLRadien² / Radien / Radien-X

860200920

- Innovative 2-pocket carry bag for secure storage around the steering riser block.
- Enjoy the added benefit of integrated heating capabilities, compatible with a 3W heater (515176786).
- Volume 3 L

LINQ DEEP SNOW SEAT BOXRadien² Deep Snow without electric starter | 860202668

- Low profile integrated storage box utilizing the battery area.
- Added storage capacity of 4.6 L with 10.25" CTD battery.
- 5.5 L added capacity for a vehicle without battery.
- Not compatible with the battery for electric starters.
- Same height as battery cover.
- Allows use of LinQ tunnel accessories.
- Not compatible with 1 + 1 seat.
- Compatible with Radien² (Deep Snow) CVT belt.

SEAT BOX FOR DEEP SNOW SEATRadien² 400 mm (except 850 E-TEC Turbo R with water injection) / Radien 400 mm / Radien-X 400 mm | 860202532

- Low profile integrated storage box utilizing the battery area.
- Added storage capacity of 1.5 L with battery and 6 L for a vehicle without the battery.
- Same height as battery cover.
- Rainproof liner included.
- Works with Deluxe Tool Kit (860202029) (not included).
- Allows use of LinQ tunnel accessories.
- Not compatible with 1 + 1 seat.

COMBO BAG 31 LRadien² 400 mm (except Deep Snow) | 860201475

- 31 liter capacity.
- Multiple compartments with easy access.
- Thermoformed hard plastic base, semi-rigid top and sides.
- Requires battery cover (860201720).
- Brings cargo forward for better weight balance.
- Assembling on model with 850 E-TEC Turbo R with ICE Container, LinQ brackets (860203001) are required.


UNDERSEAT STORAGE BAG 11 LRadien² 500 mm / Radien-X 500 mm (except Alpine) | 860202767
Radien² 600 mm / Radien-X 600 mm (except Alpine)

- Installs inside the 15-liter underseat storage that comes stock on 500 mm and 600 mm models .
- 11-liter capacity.
- Insulated to protect from outside temperatures.
- Durable polyester construction.
- Integrated handles make transportation easy.

SOFT GLOVE BOX EXTENSIONRadien² Deep Snow

860202908

- Increases stock storage volume by about 30%.
- 4.8 liter capacity.
- Easier on your personal items than the stock glovebox.
- Brightly colored red interior makes it easy to locate objects.
- Water resistant.
- Includes an inside cell phone pouch.
- Heated element (860203071) sold separately.
- Compatible with USB Intelligent Power Outlet Kit (860202433) and 12-Volt Power Outlet Kit (860201423).
- Easy installation by removing the stock glovebox lid.

GLOVEBOX EXTENSIONRadien² Deep Snow

860202596

- Increases storage by an additional 6-liter capacity.
- Door allows for perfect positioning and mounting of Cellphone holder (860203198).
- Replaces stock storage compartment cover.
- Cellphone holder sold separately.

NEW**10.25 TOUCHSCREEN DISPLAY RELOCATOR WITH GLOVEBOX LIGHT**Radien² with Touchscreen Display
(except Deep Snow)


860203080

- Ideal for riders looking to have the display mounted higher on the vehicle.
- Raises the display by 6 cm to improve screen visibility when riding in a sat down position.
- Reduces hand reach by 3,8 cm improving access to the touchscreen.
- Includes an integrated light for full night visibility.
- Light turns on/off automatically by opening and closing of the lid.
- Doubles glovebox storage capacity for a total of 6 liters.
- Sliding door design allows access to full opening of the glovebox.
- Replaces stock storage compartment cover.
- Requires a windshield for installation.
- Retrofit for vehicles with a 10.25" Touchscreen Display.

NEW**SPARE LENS HOLDER**Radien²

860202868

- Metal mount for Radien 2.0 goggle lens.
- Used in conjunction with Glovebox Extension (860202596 or 860202436).

**GLOVEBOX EXTENSION /
GPS SUPPORT**Radien² (except Deep Snow)

860202436

- Increases storage by an additional 5-liters capacity.
- Door allows for perfect positioning and mounting of GPS.
- Replaces stock storage compartment cover.
- Can be used with or without windshield.
- Ready to receive Cellphone Holder.
- GPS sold separately.

HEATED CELLPHONE HOLDERRadien² / Radien / Radien-X

860203198

- Design is independent of the Glove Box Extension door.
- Water resistant door allows for perfect phone positioning.
- Heating element preserves cell phone battery longer.
- Features capacitive and resistive touch screen technology.
- Spring system in back plate automatically adjusts for thickness.
- Fits all cellphones within 185 mm x 85 mm x 15 mm dimensions.
- Works with almost all charger wires.
- Does not include cell phone or charging wires.
- Can be used with or without windshield.
- Requires Glovebox Extension (860202436, 860202596 or 860201523) or Cellphone mount plate (860202902) depending on the vehicle.
- Requires Harness (515178153) for installation on Radien models.

GLOVEBOX EXTENSION

Radien / Radien-X

860201523

- Doubles the storage with additional 4-liter capacity.
- Can be used with or without windshield.
- Door allows for perfect positioning and mounting of GPS.
- GPS sold separately.

CELL PHONE HOLDER

Radien / Radien-X

860202072

- Doubles the storage with additional 3,5 liter capacity.
- Can be used with or without windshield.
- Cell phone heater included.
- Does not include cell phone.
- Available also the replacement door for glovebox, 860202169, sold separately.

**GLOVEBOX REPLACEMENT DOOR /
CELL PHONE HOLDER**

Fits with Glovebox Extension (860201523)

860202169

- Replacement door to update Glovebox Extension with a cell phone holder.
- Door allows for perfect positioning and mounting of a cell phone.
- Cell phone heater included.
- Requires 12V Outlet Plug (860202847).
- For screen size up to 16.26 cm x 8.38 cm.
- Works with capacitive and resistive touch screen technology.

**DEEP SNOW CELLPHONE
MOUNT PLATE**Radien² Deep Snow

860202902

- Mounting location that provides quick and secure access to your phone.
- Allows installation of Cellphone Holder (860203198).
- Compatible with 4.5" digital display.

CELLPHONE BAGRadien² Deep Snow

860202888

- Nice small heated storage space to stash a cellphone.
- Installs inside the stock glovebox lid.

GOGGLE BAG

Radien

860201691

- Designed specifically for a spare set of goggles.
- Under hood heat clears and dries wet fogged goggles.
- Protects goggles during the ride.

GLOVEBOX LINER

Radien / Radien-X

860201270

- Thermoformed liner has a soft finish interior.
- Features one pocket to separate items.

LINQ ICE AUGER HOLDERRadien² / Radien / Radien-X with 2 LinQ pairs or on top of the box

860202779

- New position on the tunnel or on Cargo Box Cover - doesn't add width to the snowmobile.
- Great for riding in wooded areas.
- Easy installation with LinQ brackets.
- Mount and dismount your auger in seconds with the two-point mounting system.
- Handles augers with up to 8" blades.
- Compatible with Stackable Deck and LinQ Cargo Boxes, accommodating 4 LinQ anchors on the lid.

LINQ ICE AUGER HOLDERRadien² 500 mm (except models with cargo rack 860202968) / Radien-X 500 mm (except Alpine) / Radien-X 600 mm (except Alpine)

860201828

- Securely mounts to right side of vehicle.
- Easy on/off and installation.
- Retains full function of LinQ accessories.
- Handles augers with up to 10" blades.
- Not compatible with the Cargo box 135L 860202802 or cargo railing 860202968.

LINQ AXE HOLDERRadien² 400 mm (except the 3700 short or super short) / Radien² 500 mm / Radien-X 500 mm (except Alpine) / Radien² 600 mm / Radien-X 600 mm (except Alpine)

860201854

- Securely mounts on either side of the tunnel using LinQ anchors.
- Universal sizing to fit a wide variety of axes.
- Can be mounted on either side of the vehicle.

CHAIN SAW HOLDER

Radien-X 500 mm (except Alpine)
Radien-X 600 mm (except Alpine)

860202071

- Securely mounts to rear of vehicle.
- Retains full function of LinQ accessories, including cargo box.
- Compatible with most blades up to 18".
- Cargo rack (860202311) required.

CHAIN SAW HOLDER

Radien² 500 mm
(needs cargo railing 860202968)

860202979

- Securely mounts to rear of vehicle.
- Retains full function of LinQ accessories, including cargo box.
- Compatible with most blades up to 18".
- Not compatible with LinQ Adventure Cargo Box (860202759).
- Not compatible with Stackable LinQ Deck (860202746).

LINQ SNOWBOARD/SKI RACK

Radien-X Commander

860202778

- Fits 2 snowboards or 1 pair of skis and poles, all sizes.
- Redesigned: simpler, quicker and easier way to attach skis or snowboards even with gloves on.
- Easy to adjust from skis to boards in seconds.
- Rubber cushions protect the edges and hold ski poles securely without damage.
- Requires a rear rack.

LINQ TOOL HOLDERRadien² / Radien / Radien-X

860201846

- Designed for universal applications.
- Convenient swivel latch allows tools like a shovel to be stored in multiple positions.
- Designed specifically for winter use.
- Sold in pairs.

LINQ LOCK KITRadien² / Radien / Radien-X860201968 • 1 pair
860202478 • 2 pairs

- Simple way to lock most LinQ accessories in place.
- Retrofits most LinQ accessories.
- Lock cover prevents snow and ice build-up.
- Not compatible with LinQ tool holder, LinQ working light, LinQ Thermal box 16L or LinQ tool Box.
- Comes with two keys.

LINQ ANCHORS RETRO FIT KITRadien² 500 mm / Radien-X 500 mm
Radien² 600 mm / Radien-X 600 mm

860203088

- Unique mounting fastener usable on any LinQ System accessory.
- Includes: 2 Cargo LinQ bases and hardware for Multi LinQ Plate.

LINQ CARGO BASE KITRadien² / Radien / Radien-X
REX / REX²

860201806

- Unique mounting fastener usable on any LinQ System accessory.
- Includes: 2 Cargo LinQ bases and hardware.

NEW**LINQ ICE TANK CARGO BASE KIT**Radien² 850 E-TEC Turbo R
with ICE Container

860203001

- Provides mounting of all LinQ seat bags (on battery cover) along with combo bags.



SEATS & ACCESSORIES

NEW

LINQ PASSENGER SEAT – SPORT

Radien² 400 mm / Radien 400 mm /
Radien-X 400 mm

860203141

- The ultimate modular seating solution for 400 mm (16") models.
- Quickly changes from riding solo to riding with a passenger.
- Provides comfortable, ergonomically correct positions for both driver and passenger.
- Easy tool-less clip in attachment with the LinQ system.
- Requires LinQ 1+1 rack or LinQ 1+1 removable rack for installation.
- Compatible with LinQ Lock kits, Heated Handgrips (860202535) and Backrest (860202659).
- Fit to Shredder and Retrofit for Radien & Radien-X 400 mm requires Driver Seat (860202781) Driver Heated Seat (860203023) or Adjustable seats (860203134 & 860203133) for installation.

TRAIL LINQ PASSENGER PREMIUM
NON-HEATED SEATRadien² 400 mm / Radien 400 mm /
Radien-X 400 mm

860202917

- The ultimate modular seating solution.
- Quickly changes from riding solo to riding with a passenger.
- Provides comfortable, ergonomically correct positions for both driver and passenger.
- Compatible with LinQ locking system.
- Includes Passenger Backrest (860202659) and seat handles.
- Requires LinQ 1+1 Removable Rack or LinQ 1 + 1 Rack for installation.
- Compatible with LinQ Passenger Seat Heated Grips (860202535).
- Fit to Shredder and Retrofit for Radien & Radien-X 400 mm requires Driver Seat (860202781) Driver Heated Seat (860203023) or Adjustable seats (860203134 & 860203133) for installation.

TRAIL LINQ PASSENGER PREMIUM
HEATED SEATRadien² 400 mm / Radien 400 mm /
Radien-X 400 mm

860202536

- The ultimate modular seating solution.
- Quickly changes from riding solo to riding with a passenger.
- Provides comfortable, ergonomically correct positions for both driver and passenger.
- Includes heated seat, heated handles and accessory plug in.
- Compatible with LinQ locking system.
- Passenger Backrest (860202659) is included.
- Requires LinQ 1+1 Removable Rack or LinQ 1 + 1 Rack for installation.
- Fit to Shredder and Retrofit for Radien & Radien-X 400 mm requires Driver Seat (860202781) Driver Heated Seat (860203023) or Adjustable seats (860203134 & 860203133) for installation.

PASSENGER BACKREST

Radien² 400 mm / Radien 400 mm /
Radien-X 400 mm

860202659

Passenger backrest compatible with LinQ Passenger Seat - Sport (860203141) for more comfort.

LINQ 1+1 RACK

Radien² 400 mm / Radien 400 mm /
Radien-X 400 mm

860202785
860202414 • (except
850 E-TEC Turbo R models)

- Required for LinQ Sport Passenger and LinQ Trail Premium Passenger Seat use.
- Great looks with or without the passenger seat mounted.
- Provides an additional LinQ position 0 (for soft accessories only) when passenger seat isn't in use.
- Made of lightweight die cast aluminum.
- Retrofit for Radien & Radien-X 400 mm requires Driver Seat (860202781) or Driver Heated Seat (860203023) for installation.

LINQ 1+1 REMOVABLE RACK

Radien² 400 mm / Radien 400 mm /
Radien-X 400 mm

860202987

- Quick, easy installation with LinQ system.
- Allows battery maintenance with the removable option.
- Required for LinQ Sport Passenger and LinQ Trail Premium Passenger Seat use.
- Great look with or without the passenger seat mounted.
- Provides an additional LinQ position (for soft accessories only) when passenger seat isn't in use.
- Made of lightweight die cast aluminum.
- Retrofit for Radien & Radien-X 400 mm requires Driver Seat (860202781) or Driver Heated Seat (860203023) for installation.

NEW**ADJUSTABLE SEAT - LOW TO MEDIUM**

Radien² 400 mm / Radien 400 mm /
Radien-X 400 mm

860203134

- The ultimate trail snowmobile seat, providing perfect fit relative to your height.
- Low to medium 3 position seat height adjustment.
- High position = stock factory seat height.
- Medium position, less 18 mm / 0.7" lower than factory setting.
- Low position, less 36 mm / 1.4" lower than factory setting.
- Adjustable Seat gives you the ability to adjust the height of your seat relative to your height, and set knee angle at 100 degrees for optimal position.
- Firmer density provides sport comfort, flatter design at 0 degrees.
- 5 liters of integrated underseat storage.
- Works with 1+1 seat in high position.
- Seat bags are not compatible.

NEW**ADJUSTABLE SEAT - MEDIUM TO HIGH**

Radien² 400 mm / Radien 400 mm /
Radien-X 400 mm

860203133

- The ultimate trail snowmobile seat, providing perfect fit relative to your height.
- Medium to High 3 position seat height adjustment.
- Low position = stock factory seat height.
- Medium position, 18 mm / 0.7" higher than factory setting.
- High position, plus 36 mm / 1.4" higher than factory setting.
- Adjustable Seat gives you the ability to adjust the height of your seat relative to your height, and set knee angle at 100 degrees for optimal position.
- Firmer density provides sport comfort, flatter design at 0 degrees.
- Wider rear area for more hip support.
- 5 liters of integrated underseat storage.
- Works with 1+1 seat in low position.
- Seat bags are not compatible.

DRIVER SEAT

Radien² 400 mm / Radien 400 mm /
Radien-X 400 mm

860202781

- Designed especially to improve riding ergonomics on trail.
- Compatible with 1+1 Rack and Passenger Seats.

HEATED DRIVER SEAT

Radien² 400 mm / Radien 400 mm /
Radien-X 400 mm
(except 600 EFI models)

860203023



- Makes riding more comfortable even in the coldest temperatures.
- Heated seat option to 16" models.
- Compatible with 1+1 Rack and Passenger Seats.
- Requires Harness (860202740) to retrofit on Radien models.

DEEP SNOW ULTRA-LIGHT SEAT

Radien² 400 mm / Radien 400 mm /
Radien-X 400 mm

860202909



- Underseat storage compartment for CVT belt.
- Ultra-compact design for active riders.
- 127 mm height.
- Gripper style vinyl resists wear and tear and provides better control.
- Works with Seat Storage Box - 6 L (860202532).

2 UP LIGHT SEAT

Radien² 400 mm / Radien 400 mm /
Radien-X 400 mm

860203189



- Extended seat providing convenient 2-up riding.
- Replaces existing seat in seconds.
- Battery Cover with Support (860201720) required for vehicle without battery.
- On vehicles equipped with a battery, attach LinQ anchor on top of stock battery cover, or use kit 860201720
- Not compatible with 850 E-TEC Turbo R with WIS engine models.

2 UP SEAT WITH BACKREST

Radien² 400 mm / Radien 400 mm /
Radien-X 400 mm

860202662



- The ultimate in modular seating.
- Allows quick changes between 1-up and 2-up riding.
- Ergonomically correct positions for driver and passenger.
- Two easy tool-less steps:
 - 1 - Clip in seat.
 - 2 - Add LinQ 1 + 1 Backrest.
- Battery Cover with Support (860201720) required for vehicle without battery.
- Anchor kit available 860202059 (when owning 2 sleds and want to change this seat easily to another sled).
- On vehicles equipped with a battery, attach LinQ anchor on top of stock battery cover, or use kit 860201720.

NEW**HEATED DRIVER SEAT**

Radien² 500 mm / Radien-X 500 mm
Radien² 600 mm / Radien-X 600 mm

860203008

- Makes riding more comfortable even in the coldest temperatures.
- Stock style heated seat from the MY26 Radien² Commander RE, Limited and 59 & 69 Ranger PRO, also Radien-X 59 & 69 Alpine models.
- Will retrofit Radien-X and Radien² 500 mm and 600 mm.

HEATED PASSENGER SEAT AND GRIPS

Radien² 500 mm /
Radien-X 500 mm (except Alpine)
Radien² 600 mm /
Radien-X 600 mm (except Alpine)

860203010

- Premium passenger seat with backrest and heated grips.
- Adds warmth in the coldest conditions.

PASSENGER SEAT WITH BACKREST

Radien² 500 mm /
Radien-X 500 mm (except Alpine)
Radien² 600 mm /
Radien-X 600 mm (except Alpine)

860203009

- Passenger seat with smaller safety handles.
- Quick, easy installation.

LINQ PASSENGER SEAT HEATED GRIPS

Radien² / Radien / Radien-X (except Alpine)

860202535

- Provides heat to the passenger grips.
- Easy to disconnect when removing passenger seat.
- Fits for Seat kits (860203141, 860202917 and 860203009).

HEATED GRIPS FOR LINQ 2 UP SEATRadien² 400 mm / Radien 400 mm / Radien-X 400 mm

860201840



- Allow your passenger to ride in comfort in all conditions.
- Easy unplug.
- Fits for LinQ 2-up seat 860202662.

PASSENGER MUFFS FOR 1 + 1 SEATRadien² / Radien / Radien-X

860202114



- Ultra warm passenger muffs with fleece liner.
- Designed for extreme cold conditions.
- Easy to remove in warmer weather.
- Fits also LinQ 2-up seat (860202662).

BATTERY COVERRadien² 400 mm / Radien 400 mm / Radien-X 400 mm

860201720



Use in conjunction with 2 up light seat 860203189 or 1 + 1 Seat with backrest 860202662.

1 + 1 SEAT ELECTRIC VISOR / HEATED BOOTS WIRE HARNESSRadien² 400 mm / Radien 400 mm / Radien-X 400 mm

860201981



- Works in conjunction with the LinQ 1+1 Seat Heated Grips (860201840).
- Provides 2 extra connections: one connection for electric visor and one connection for heated boots.

WIND PROTECTION & MIRRORS

ONE-PIECE SPORT MEDIUM WINDSHIELD



Radien² (except Deep Snow)

860202944

- Compatible with any set of handguards.
- Medium height - 39 cm.
- Offers additional wind protection with integrated style.
- Featuring a one-piece structure with integrated side deflectors.
- Compatible with LED signal lights for Handguards (860202619).

WINDSHIELD, ULTRA HIGH



Radien² (except Deep Snow)

860202976

- 64 cm height.
- Provides ultimate wind protection, ensuring full coverage.
- Fully covers your handlebars to protect your hands.
- Side deflectors (860202437) and adapters (860202784) are not included, but required for installation.
- Compatible with a mirror kit 860202679.
- Not compatible with handguards and muffs.

ADJUSTABLE WINDSHIELD, HIGH TO ULTRA HIGH



Radien² (except Deep Snow)

860202623

- Adjustable range of 53.5 cm to 63.5 cm.
- Single lever allows quick changes to the amount of wind protection. High-quality product ensures smooth sliding and easy operation.
- Injection molded for clarity and a better finish.
- Compatible with Glove Box Extension (860202436).
- Compatible with Windshield-Mount Mirrors (860202679).
- Includes Windshield Support (517307974).
- Side Deflectors (860202437) and adapters (860202784) required for installation.
- Not compatible with handguards and muffs.

MEDIUM WINDSHIELD



Radien² (except Deep Snow)

860202471

- Medium height - 39 cm in length.
- Offers additional wind protection with integrated style.
- Injection molded for clarity.
- Compatible with Windshield-Mount Mirrors.
- Kit includes windshield, side deflectors (860202437), windshield support & hardware.
- Side Deflector adapters (860202784) required for installation.
- Not compatible with handguards and muffs.

ADJUSTABLE WINDSHIELD - MEDIUM TO HIGHRadien² (except Deep Snow)

860202615

- Adjustable range of 41.5 cm to 47.5 cm.
- Lever allows quick changes to amount of wind protection.
- Compatible with Glove Box Extension (860202436).
- Includes Windshield Support (517307974).
- Side Deflectors (860202437) and adapters (860202784) required for installation.
- Not compatible with handguards and muffs.

LOW WINDSHIELDRadien² (except Deep Snow)860202470 • Smoke
860202850 • Dark Smoke

- Low height - 32 cm in length.
- Offers additional wind protection with integrated style.
- Injection molded for clarity.
- Includes windshield support.

ULTRA LOW WINDSHIELDRadien² (except Deep Snow)

860202624

- Ultra low height 23 cm in length.
- Additional wind protection with integrated style.
- Injection molded for clarity.
- Includes windshield support.

WINDSHIELD SIDE DEFLECTOR ADAPTERSRadien² (except Deep Snow)

860202784

Adapters for assembling windshield side deflectors (860202437, 860202469 and 860202849).

WINDSHIELD SIDE DEFLECTORSRadien² (except Deep Snow)860202469 • Smoke
860202849 • Dark Smoke

- Added wind protection for use with low height windshield.
- Compatible with Ultra Low Windshield (860202624) and Low Windshields (860202470, 860202850).
- Side Deflector adapters (860202784) required for installation.

WINDSHIELD SIDE DEFLECTORSRadien² (except Deep Snow)

860202437 • Smoke



- Added wind protection that works with windshield mounted mirrors also.
- Used with Medium height windshield.
- Side Deflector adapters (860202784) required for installation.

WINDSHIELD SUPPORTRadien² (except Deep Snow)

517307974



Required for windshields medium height and up.

**ADJUSTABLE WINDSHIELD
HIGH TO EXTRA HIGH**

Radien / Radien-X

860201782

- Quickly change your level of wind protection with the flip of a lever.
- Compatible with Glove Box Extension (860201523).
- Adjustable range of 45.5 cm to 51 cm.
- Side deflectors (860201910) and windshield support (517306183) required for installation.
- Not compatible with handguards and mufflers.

**ADJUSTABLE WINDSHIELD
MEDIUM TO HIGH**

Radien / Radien-X

860201493

- Quickly change your level of wind protection with the flip of a lever.
- Compatible with Glove Box Extension.
- Adjustable range of 42 cm to 47 cm.
- Side deflectors (860201910) and windshield support (517306183) required for installation.
- Not compatible with handguards and mufflers.

**ADJUSTABLE WINDSHIELD
LOW TO MEDIUM**

Radien / Radien-X

860201820

- Quickly change your level of wind protection with the flip of a lever.
- Compatible with Glove Box Extension.
- Adjustable range of 34 cm to 38 cm.
- Windshield support (517305749) included.
- Not compatible with handguards and mufflers.

WINDSHIELD, EXTRA HIGH

Radien / Radien-X

860202257

- 63.5 cm high.
- Provides maximum wind protection.
- Includes side deflectors and windshield support kit.
- Not compatible with handguards and mufflers.

WINDSHIELD, MEDIUM

Radien / Radien-X

860201547

- 43 cm high.
- Includes windshield support.
- Not compatible with handguards and muffs.

WINDSHIELD, MEDIUM

Radien / Radien-X

860201864

- 43 cm high.
- Includes side deflectors and windshield support kit.
- Not compatible with handguards and muffs.

WINDSHIELD, LOW

Radien / Radien-X

860202262

- 36 cm high.
- Includes windshield support.

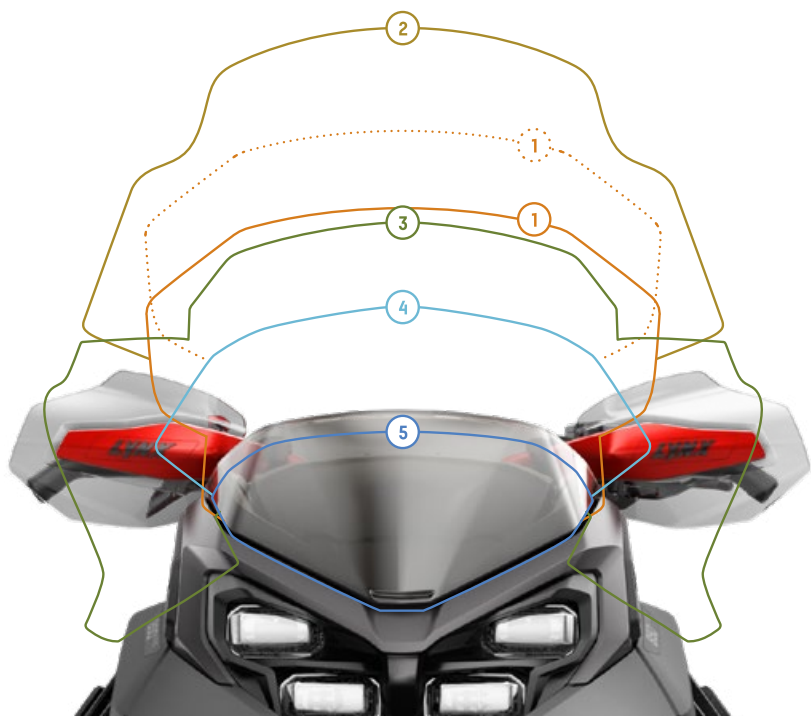
WINDSHIELD, ULTRA LOW

Radien / Radien-X

860201259

- 20 cm high.
- Sporty and aggressive look.
- Windshield support not included.

EASILY CHOOSE YOUR IDEAL WINDSHIELD



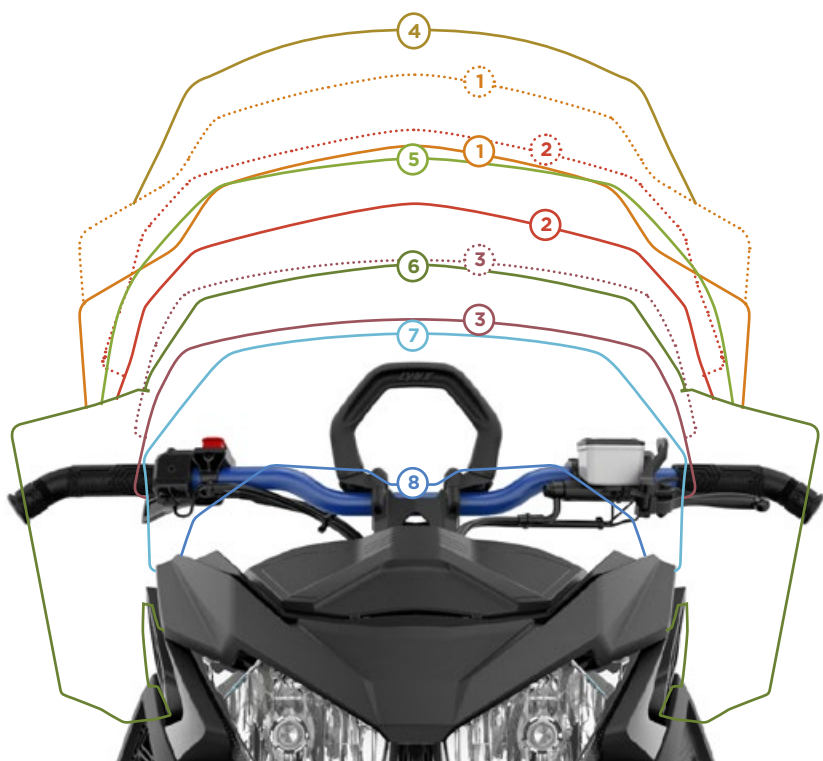
RADIEN²

ADJUSTABLE WINDSHIELDS	Lowest Position	Highest Position
------------------------	-----------------	------------------

① HIGH TO ULTRA HIGH	53.5 cm	63.5 cm
----------------------	---------	---------

WINDSHIELDS	Height
-------------	--------

② ULTRA HIGH	64 cm
③ MEDIUM	39 cm
④ LOW	32 cm
⑤ ULTRA LOW	23 cm



RADIEN/RADIEN-X

ADJUSTABLE WINDSHIELDS	Lowest Position	Highest Position
------------------------	-----------------	------------------

① HIGH TO EXTRA HIGH	45.5 cm	51 cm
② MEDIUM TO HIGH	42 cm	47 cm
③ LOW TO MEDIUM	34 cm	38 cm

WINDSHIELDS	Height
-------------	--------

④ ULTRA HIGH	55 cm
⑤ HIGH	44 cm
⑥ MEDIUM	37.5 cm
⑦ LOW	32.5 cm
⑧ ULTRA LOW	23 cm

WINDSHIELD SIDE DEFLECTORS

Radien / Radien-X

860201910



- For medium and high windshields provide added protection and warmth.
- Compatible with Windshield-Mount Mirrors (860200893).

WINDSHIELD SUPPORT

Radien / Radien-X

517306183 • Black



For medium and higher windshields.

PIVOTING MIRROR KIT FOR HANDGUARDSRadien² / Radien / Radien-X
Vehicles with handguards

860200893



- Perfectly integrated design and style.
- Mirrors fold away when not in use for easy storage or when covering vehicle.
- Sold in pairs.
- Does not fit with Medium to Ultra High Windshields with side deflectors (fixed or adjustable)

MIRROR KIT

Sold individually.

619400009



MIRROR KITRadien² (except Deep Snow) / Radien / Radien-X

860202679

- Mirror shape creates well integrated look.
- Mounts on medium windshield side deflectors and can be adjusted for 1-up or 2-up riding.
- Mirrors can fold away when not in use for easy storage or when covering vehicle.
- For medium and higher windshields with side deflectors.

FLEXIBLE MOUNTAIN HANDGUARDSRadien² / Radien / Radien-X


860201591 • Black

- Designed to withstand roll-overs and tough boondocking conditions.
- Feature smaller size deflector made of flexible material.
- Mounts feature a flexible base.
- Fits with Pivoting Mirror Kit for Handguards (860200893).
- Does not fit with Medium to Ultra High Windshields

XL HANDGUARD KITRadien² / Radien / Radien-X

860202783

- Provides additional wind protection for the rider's hands while allowing good vision on the trail.
- The complete kit features clear, larger deflectors, black/grey colored interchangeable caps, and holding arm.
- Stylish design.
- Compatible with Pivoting Mirror Kit For Handguards (860200893).
- Sold in pairs.
- Does not fit with Medium to Ultra High Windshields with side deflectors (fixed or adjustable).

HANDLEBAR AIR DEFLECTORSRadien² / Radien / Radien-X

860201383

- Design delivers better protection and great style.
- Comes with Black/Grey colored caps.
- Appropriate for trail riding.
- Sold in pairs.
- Does not fit with medium to ultra high windshields.
- Dark Smoke deflectors are available as spare parts (left 517308076) and (right 517308077).

HANDLEBAR PADRadien² / Radien / Radien-X

860201680

- Adds finishing touch to your snowmobile.
- For vehicles without grab handle.
- Does not fit with Handlebar muffs 860203002.

NEW**LINQ SPORT HANDLEBAR MUFFS**Radien², Radien, Radien-X with handguards

860203002

- Industry first!
- Sporty hand wind deflector, utilizing new LinQ Nano system providing solid mount and easy installation and removal.
- Folds and packs tight, limiting storage required when not in use.
- Allows to keep complete movement of hands along with excellent wind protection.
- Handguards are required for installation.
- Does not fit vehicles with medium to ultra high windshields or XL handguards 860202783.
- Note: Never use handlebar muffs with finger throttle lever.

HANDLEBAR MUFFSRadien² / Radien / Radien-X

860202812

- Ultra warm muffs with faux-fur liner for extreme cold conditions.
- Thermoformed construction allows muffs to keep their shape and provides more space for hand movement.
- Easy to install and remove with gloves on.
- Large transparent section allows visibility of control switches.
- Does not fit vehicles with large handlebar pad and/or mirrors.
- Does not fit vehicles with medium to ultra high windshields.
- Does not fit vehicles with 4 stroke engines, except 900 ACE Turbo R.
- Note: Never use handlebar muffs with finger throttle lever.

HANDLEBAR MUFFSRadien² / Radien / Radien-X

619590211

- Ultra warm handlebar muffs with fleece liner.
- Designed for extreme cold conditions.
- Easy to remove in warmer weather.
- Can be used on handlebars with or without handguards.
- Inner skeleton allows muffs to keep their shape and gives more space for hand movement.
- Transparent section allows visibility and easy manipulation of control switches.
- Does not fit vehicles with large handlebar pad and/or mirrors.
- Does not fit vehicles with medium to ultra high windshields.
- Note: Never use handlebar muffs with finger throttle lever.

BUMPERS

NEW

ADJUSTABLE REAR BUMPER



Radien² 400 mm

860202638 • 3300 mm
860203086 • 3500 mm

- Fully adjustable rear bumper.
- Provides optimized adjustments up and down, providing better leverage when moving the vehicle by hand.
- Allows for proper body posture when lifting depending on rider height, and or snow depth.
- Patent pending.

EXPLORER² FRONT BUMPER



Radien²

860202714

- Redesigned to match the Radien² look and to give unique visual impact with high-end, black/platinum silver powder-coat.
- Large protective surface gives extra protection for your snowmobile.
- Easy bolt-on installation.
- Works with all skid plates.

EXPLORER² FRONT BUMPER - SAFARI EXTENSION



Radien²

860202915

- Prevents damages and keeps the snowmobile from climbing on top of another in the event of an impact from behind.
- Provides extra protection and increases the safety of riders and passengers.
- Designed specially for rental use.






HEAVY DUTY FRONT BUMPER



Radien² (except Deep Snow) /
Radien-X 500 mm / Radien-X 600 mm

860201819

- Reinforced lightweight aluminum construction.
- Required for the installation of Front Bumper (860202120).
- Standard on Radien²/Radien-X 500 mm & 600 mm models (except 59 Ranger Core)

FRONT BUMPER	Radien 400 mm / Radien-X 400 mm	860201858 • Viper Red 860201444 • Black
	Easy-install bumper changes the appearance of your sled in minutes.	
EXPLORER FRONT BUMPER	Radien 400 mm / Radien-X 400 mm	860201912 • Black 860201949 • White 860201957 • Viper Red
	<ul style="list-style-type: none"> • Provides additional protection. • Gives the vehicle an attacking expression. 	
ADVENTURE FRONT BUMPER	Radien	860202135 • Sunburst Yellow/Black 860201788 • Viper Red/Black 860201681 • Black/Black 860201474 • White/Black
	<ul style="list-style-type: none"> • Made of stacked lightweight aluminum plates. • Makes a visual impact and provides added protection. 	
HEAVY-DUTY FRONT BUMPER	Radien ² (except Deep Snow)	860203011
	<ul style="list-style-type: none"> • Tailored for Radien² platform. • Pre-marked attachment points. • Heavy protection without compromising on lightweight construction. • Durable steel construction. • Designed with utility in mind. 	
HEAVY-DUTY SIDE BUMPER	Radien ² 500 mm Radien ² 600 mm	860202899 • Brutal 500 mm 860202900 • Commander & 59 Ranger 860202901 • 69 Ranger NEW
	<ul style="list-style-type: none"> • Shield your vehicle's side panels from rocks, trees, and other obstacles. • Pre-marked drilling holes for a hassle-free installation process. • Provision for Utility Bumper Lights (860203112). • Requires Front Bumper (860203011 or 860202817). • Simply remove the Front Bumper side attachment tubes for easy installation. 	

HEAVY-DUTY FRONT BUMPER

Radien-X

860202120 • Black 500 mm & 600 mm
 860201383 • Orange 500 mm & 600 mm
 860202254 • 400 mm &
 500 mm (only Brutal)

- The ultimate front protection for your sled, and attitude with this front bumper.
- 860202120 needs the HD front bumper 860201819 if not as a standard.

FRONT BUMPER CROSS SUPPORT

Radien-X

860202479

- Adds additional side impact protection.
- Provides place to attach additional lights.
- Use with Front Bumpers 860202120 and 860202254.

HEAVY-DUTY SIDE BUMPER

Radien-X

860202189 • Black
 860202228 • Orange 600 mm

860202190 • Black 500 mm

860202255 • Black 400 mm

- Protects side panels while still allowing access to them.
- Radien-X 500mm & 600mm models need front bumper 860202120 (Brutal uses 500 mm side bumper and needs front bumper 860202254, but HD bumper is not required).
- Radien-X 400 mm models need also front bumper 860202254.

EXPLORER² REAR BUMPER

Radien² 400 mm
 (except Shredder models MY25 and up)

860202717 • 3500
 860202718 • 3700
 860202710 • 3700 • Short tunnel
 860202711 • 3900 • Short tunnel
 860202712 • 4100 • Short tunnel

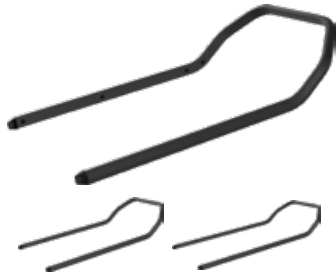
- Redesigned to match the Radien² look and to give unique visual impact high-end, black/platinum silver powder-coat.
- Increases the rigidity, protects and strengthens the rear part of the tunnel.
- Easier to install with its premarked chassis.
- Raised handle for better grips when riding in deep snow.
- Places for binding straps.

HITCH BUMPER

Radien² 400 mm (except Deep Snow) /
Radien 400 mm / Radien-X 400 mm

860201433 • 3300
860201471 • 3500
860201250 • 3700 (except short)
860201424 • 3900 (except short)


- Heavy-duty aluminum bumper for hitch applications.
- Easy attachment with no cutting or drilling.

REAR BUMPER FOR SHORT TUNNEL

Radien² Deep Snow
(except super short tunnels)

860202630 • 3700
860202631 • 3900
860202632 • 4100


- Easy-install bumper changes the appearance of your sled in minutes.
- Also reinforces the tunnel.
- Not compatible with super short tunnels

HITCH BUMPER FOR SHORT TUNNEL

Radien² Deep Snow
(except super short tunnels)

860202647 • 3700
860202646 • 3900
860202648 • 4100

- Required for hitch use (hitch 860201381) and towing for short tunnel.
- Easy mounting with no cutting.
- Also reinforces the tunnel.
- Not compatible with super short tunnels

EXPLORER REAR BUMPER

Radien 400 mm / Radien-X 400 mm

860201952 • 3700 • Black
860201954 • 3700 • Viper Red

- Protects the rear part of the tunnel.
- Multiple attachment points to attach cargo to the tunnel.

TOWING

C-TYPE HITCH



Radien² 400 mm (except Shredder models with super short tunnel) / Radien 400 mm / Radien-X 400 mm

860201381 • models with a hitch bumper

- Heavy-duty C-type hitch works in conjunction with hitch bumper.
- Works with Hitch Bumper for Short Tunnel.

TOW HITCH J-HOOK



Radien² / Radien / Radien-X

860202116 • 400 mm models with a hitch bumper
 860202117 • 400 mm models with a Explorer rear bumper (not illustrated)
 860202258 • Radien² / Radien-X 500 mm without rear bumper (not illustrated)

- Easy-to-use, sturdy hook for towing applications.
- Does not fit with Hitch Bumper for Short Tunnel.

TONGUE HITCH



Radien² / Radien / Radien-X

860200902 • 400 mm models with hitch rear bumper
 860202700 • 400 mm models with a Explorer rear bumper (not illustrated)
 860202701 • Radien² / Radien-X 500 mm without rear bumper (not illustrated)

- Heavy-duty Tongue-type hitch works in conjunction with hitch bumper.
- Works with Hitch Bumper for Short Tunnel.

MULTIMOUNT WINCH KIT



Radien² 500 mm / Radien-X 500 mm (except Alpine)
 Radien² 600 mm / Radien-X 600 mm (except Alpine)

860203058 • Radien² / Radien-X

- Ergonomic clutch handle.
- Rugged all-steel gears and bushings, provides more torque and longer life.
- Can be mounted on the side of the tunnel while riding.
- Can be mounted in front or rear while using. Includes cable to allow front mounting on HD front bumper (860203011, 860202120 or 860202254) and rear mounting to vehicle's hitch.
- Automatic 100% load-holding brake.
- Sealed solenoid for all weather protection.
- Corded 10 ft. (3 m) weather sealed hand-held remote.
- Pulling strength capability of 2,000 lb (907 kg).
- Synthetic rope.
- Onepiece rope guide.
- EC Compliant.

SKID PLATES, PROTECTORS & REINFORCEMENT

SKID PLATE

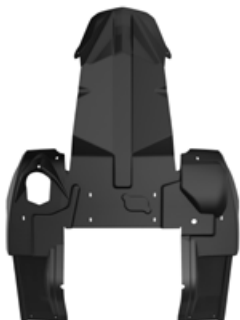


Radien² 400 mm 2-stroke models
(except Deep Snow)

860202808 • Black
860202809 • White
860202810 • Viper Red
860202811 • Race Orange

- Provides a perfect fit with a clean look.
- Smooth surfaces reduce drag.
- 4 mm thick high impact resistance polypropylene plastic for durability.
- Reduced installation time - no need for vehicle disassembly, chassis premarked.

FULLBODY SKIDPLATE, BLACK



Radien² 400 mm (4-stroke models)

860202912

- Full coverage skid plate ensures comprehensive coverage, including chaincase and brake disk protection.
- Maximum, extra-wide protection for demanding conditions.
- Injection molded assures a perfect fit and easy installation.
- Attachment kit included for easy assembly without the need for disassembly.

SKID PLATE



Radien² Deep Snow

860202586 • Viper Red
860202417 • Black
860202423 • Manta Green
860202418 • Neo Yellow
860202603 • Catalyst Grey

- Narrower than a Full Body, but wider than an Extreme skid plate in size - good blend of protection and agility.
- Smooth surfaces also reduce drag.
- Improved easy assembly without disassembly.
- Chassis is premarked for easy installation.
- 4 mm thick high impact resistance polypropylene for durability.
- Attachment kit included.

NEW

FULL BODY SKID PLATE



Radien² 600 mm

860203048

- Full coverage skid plate.
- Wide shape for full protection and maximum flotation.
- New threaded insert attachment kit provides reduced installation time.

SKIDPLATERadien² 500 mm / Radien-X 500 mm860202991 • Black
860202992 • Viper Red
860202971 • Black (For Brutal)

- Full coverage skid plate.
- Maximum extra wide protection for tough conditions.
- Easy assembly.

FULLBODY SKIDPLATE

Radien 400 mm

860202797 • Black
860202798 • White
860202799 • Viper Red860202023 • Cyan
860202024 • Race Orange

- Injection molded plate with smooth bottom surface to reduce drag.
- 4mm thick high impact resistance polypropylene for durability.
- Wide shape for full protection and maximum flotation.
- Improved easy assembly without disassembly.
- Attachment kit included.

HEAVY-DUTY SKID PLATE

Radien-X 400 mm

860202064 • Can-Am Red
860202065 • Race Orange
860202343 • Black
860201867 • White

- Full coverage skid plate.
- Maximum extra wide protection for tough conditions.
- Injection molded assures a perfect fit and easy installation.
- Attachment kit included.

HEAVY DUTY SKID PLATE

Radien-X 600 mm

860202176

- Full coverage skid plate.
- Wide shape for full protection and maximum flotation.
- Attachment kit included.

REAR SKIDPLATE

Radien

860202067 • with long chaincase
860202303 • with short chaincase

- Extra underbelly protection.
- Protects components such as brakes and chaincase from impacts.
- Available for models with fullbody skid plate.


BRAKE AND CHAINCASE PROTECTORSRadien² / Radien / Radien-X860202943 • with long chaincase (except
Radien² Brutal 500 mm)
860202774 • with short chaincase

- Prevents your chaincase and under guard brake from getting damaged by rocks or logs.
- Made from lightweight aluminium forging for maximum protection with limited extra weight on the sled.
- Compatible with any skid plate except Full coverage skid plate.

BRAKE AND CHAINCASE PROTECTORSRadien² Shredder & Brutal RE 500 mm

860202768

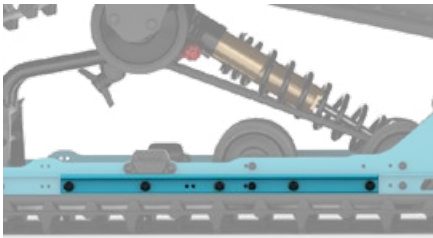
- Prevents your chaincase and under guard brake from getting damaged by rocks or logs.
- Made from lightweight aluminium forging for maximum protection with limited extra weight on the sled.
- Compatible with any skid plate except Full coverage skid plate.

BRAKE AND CHAINCASE PROTECTORSRadien² / Radien / Radien-X860202765 • with long chaincase
860202780 • with short chaincase
860202573 • with long chaincase for
DeepSnow models

- Provide extra underbelly protection for impacts and riding in extreme conditions.
- 2 mm steel, powder coated black.
- Easy to mount to the frame with screws, chassis premarked for easy installation.
- Compatible with any skid plate except Full coverage skid plate.
- Set includes protectors for left and right.

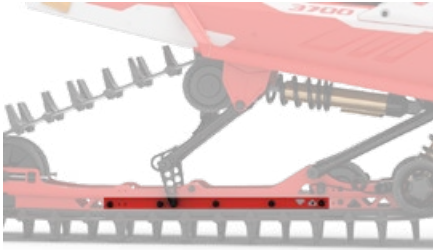
HEAVY-DUTY AIR INTAKE FILTER KITRadien² Deep Snow860202459
860202748 • replacement filters

- Filters prevent water intrusion and snow buildup.
- Designed in 2 parts, one fixed and the other removable.
- The fixed part has a filter to prevent debris from entering the air inlet if the removable part gets damaged.
- Quickly replace the upper filter in the event of damage without tools.
- Replacement for stock filters.

RAIL REINFORCEMENTSRadien² 500 mm & 600 mm /
Radien-X 500 mm & 600 mm EasyRide+

860202795

- Increases rail strength and longevity.
- Standard on Commander RE and Brutal RE models.

RAIL REINFORCEMENTRadien² PPS² DS+

860202611

- Increases rail strength and longevity.
- Reinforcements are installed inside the rails.
- Standard on Shredder RE up to 2025 & Brutal RE 400 mm models.

RAIL REINFORCEMENTRadien² (except deep snow)
Radien860201870 • PPS² rear suspension
860202462 • PPS³ rear suspensionFits all Radien and Radien² models with PPS² and PPS³ rear suspension.**BRAKE RESERVOIR PROTECTOR**Radien² / Radien
(only models with standard
controls on handlebar)

860202171

- Increases impact protection for the brake reservoir.
- Window to see fluid level.
- Cast aluminum construction.
- Stock on 2022 BoonDocker RE & DS models and 2023-2024 Shredder RE & DS models.
- Standard on all 2025 and up models.

COOLING

NEW

LONG PIVOTING SNOWFLAP FOR 500 MM MODELS

Radien² 500 mm

860203164

- Long version + 5 cm more than stock pivoting snowflap for 500 mm models.



NEW

SHORT PIVOTING SNOWFLAP FOR 600 MM MODELS

Radien² 600 mm

860203165

- Short version -5 cm less than stock pivoting snowflap for 600 mm models.



SNOW FLAP EXTENSION

Radien² Deep Snow (with super short tunnel)

860202975

- Removable snowflap extension that helps engine cooling in hardpack, low & icy snow conditions when installed.
- Stows on the tunnel when not in use.
- Installs on the stock lightweight snowflap of Shredder models with super short tunnel.
- Compatible with stock and hitch bumpers.
- Rear bumper required.



LING REMOVABLE SNOW FLAP

Radien

860201914

- Innovative way to remove snowflap.
- Can be installed with stock flap.
- Stows on the tunnel when not in use.
- Does not fit on Boondocker RE & DS and Xterrain RE (2022 and up).



SNOW FLAP EXTENSIONRadien² Deep Snow (except the super short tunnel)

860202567

- Removable snowflap extension that helps engine cooling in hardpack, low & icy snow conditions when installed.
- Stows on the tunnel when not in use.
- Installs on the stock lightweight snowflap of Shredder models with short tunnel.
- Compatible with stock and hitch bumpers.
- Rear bumper required.

SNOWGUARD FOR BRUTAL

Radien-X 500 mm Brutal

520002037

Ensures optimal cooling when towing.

NEW**RAIL ICE SCRATCHERS**Radien² 500 mm

860203166

- Provides additional lubrication in hard pack and icy conditions.
- Over rail mounted, compact design.
- Design expands on coil concept to allow reversing without damage.
- Easily stored when not in use.
- Includes replaceable carbide tips (860202860) for additional durability.

ICE SCRATCHERSRadien-X 600 mm / Radien² 600 mm

860202485

Provide additional lubrication in hard and icy conditions.

- Rail mounted, small, light.
- Design expands on coil concept to allow reversing without damage.
- Easily stored when not in use.

NEW**ICE SCRATCHERS**PPS² DS+ / PPS³ DS rear suspension

860203203

Provide additional lubrication in hard and icy conditions.

- Rail mounted, small, light.
- Design expands on coil concept to allow reversing without damage.
- Easily stored when not in use.
- Standard on all 2027 Shredder models.

ICE SCRATCHERSRadien² / Radien / Radien-X

860201728

Provide additional lubrication in hard and icy conditions.

- Rail mounted, small, light.
- Design expands on coil concept to allow reversing without damage.
- Easily stored when not in use.
- Standard on all Shredder models (2023-2025, and Core 2026) and BoonDocker DS models (2022 and older).

WHEEL KIT Ø147MM

Radien-X Commander

860202730

Wheel kit for Commander improves cooling for slides when driving in icy conditions

AIR RADIATOR KITRadien² (except Deep Snow)

860202796

- Provides additional cooling in extreme conditions.
- Designed for 600RR, 600R, 850 E-TEC and 600 EFI engines.
- Electric start is necessary during assembly for optimal functionality.

AIR RADIATOR KIT

Radien 400 mm / Radien-X 400 mm

860201860

- Provides additional cooling in extreme conditions.
- For 600R and 850 E-TEC engines (electric start is required when assembling).
- For 600 EFI engine (515179331 and 515178537 wiring harnesses required for installation).

FRONT RADIATOR KITRadien-X / Radien² (4-stroke)

860202465

- Provides additional cooling in extreme conditions.
- For all vehicles with 600 ACE, 900 ACE, 900 ACE Turbo, 900 ACE Turbo R engine.

ERGONOMICS

NEW

ADJUSTABLE HEATED BRAKE LEVER



Radien² / Radien / Radien-X
(except 600 EF1)

860203018

- 3-position heated lever.
- High/low/off provides brake lever warmth in cold conditions.
- Replace stock adjustable lever (need 860202222 if stock lever isn't adjustable)
- Toolless design adjusts easily with 6 increments.
- Shape and size is optimized for 1 or 2 fingers.
- Total adjustment range of 0.8"/20 mm.

ADJUSTABLE BRAKE LEVER



Radien² / Radien / Radien-X

860202222

- Toolless design adjusts easily .
- Shape and size is optimized for 1 or 2 fingers.
- Total adjustment range of 20 mm.
- Up to 15.5 mm closer or 4.5mm farther away vs. standard lever.
- Stock on Radien² Shredder RE & DS and all Radien² RE models.

PERFORMANCE SMALL DIAMETER HANDLEBAR



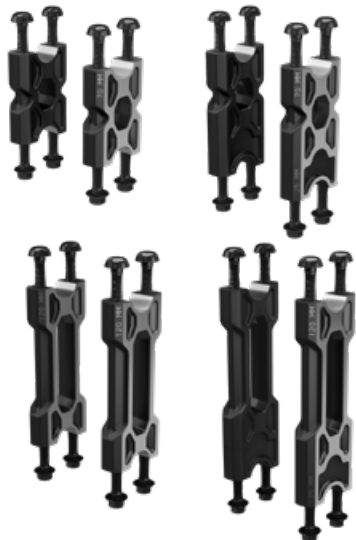
Radien² / Radien / Radien-X

860202838

- Narrow design used for more agile precise maneuvers found in mountain applications or in trail applications ideal for smaller hand grip.
- Smaller diameter provides a lighter, easier grip.
- 20 mm grip, 22 mm clamped diameter at riser.
- Less hand fatigue.
- Grips included.

NEW

ADJUSTABLE RISER




Radien² / Radien / Radien-X


860203035 • 70 mm
860203090 • 120 mm

- Independent LH and RH handlebar riser extension kit to fit all riding styles.
- Kit comes with 1" (25 mm) extension, allowing for more adjustment in height.
- Black paint with machined surface.
- Switch LH and RH for a different finish/look.

See the riser chart for the compatibility and cable requirement.

NEW**ADJUSTABLE RISER**Radien² / Radien / Radien-X860202999 • 90 to 120 mm
860203092 • 120 to 160 mm
860203093 • 150 to 220 mm

- Adjustments allow for proper handlebar position of your arms, maximizing strength and energy.
- Gives quick adjustment to also go from stand up to sit down riding style.
- No tools required to make the adjustment, just flip the lever, adjust and relock.
- Patent US20150360713A1.

FIXED RISERRadien² / Radien / Radien-X860201944 • 95 mm
860202859 • 70 mm

Fixed riser block to fit all riding styles.

ADJUSTABLE RISERRadien² / Radien / Radien-X

860201589 • 150-210 mm

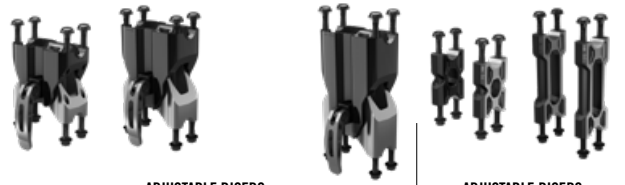
Instantly modify your handlebar height to adapt to changing riding conditions.

FIXED RISERRadien² / Radien / Radien-X860201428 • 190 mm.
860201632 • 165 mm.
860201427 • 120 mm.

Fixed riser block to fit all riding styles.

See the riser chart for the compatibility and cable requirement.

ADJUSTABLE RISERS & EXTENSION KITS



MODELS	PACKAGES	ENGINES	Stock throttle cable	ADJUSTABLE RISERS				ADJUSTABLE RISERS	
				860202999 (90-120 mm)	860203092 (120-160 mm)	860201834 (125-165 mm)	860203093 (150-220 mm)	860203035 (70 & 95 mm)	860203090 (120 & 145 mm)
49 RANGER	(Core) with 145mm riser (2026 and up) (PRO) with 145mm riser (2027 and up)	600EFI	512061698						
	(Standard) with 145mm riser (2025)	600EFI	512061442	512061367				512061367	
	(PRO) with 145mm riser (2022 and up) (PRO with touring kit) with 145mm riser (2022 and 2023)	600R, 850ETEC	512061224				512061066		
	(ST) with 145mm riser (2024)	900T	512061584		512061492	512061492			
	(ST) with 145mm riser (2023)	900T	512061396	512061584	512061492	512061492		512061584	512061492
	(PRO) with 145mm riser (2022) (Core) with 145mm riser (2026 and up) (ST) with 145mm riser (2022 to 2025)	600ACE, 900ACE	ITC						
59 RANGER	(Core) with 145mm riser (2027 and up)	600EFI	512061698						
	(Standard) with 145mm riser (2022 to 2025) (Core) with 145mm riser (2026)	600EFI	512061442	512061367				512061367	
	(Standard) with 145mm riser (from 2022 to 2025) (Alpine) with 145mm riser (2022 and up) (PRO) with 145mm riser (2025 and up) (Core) with 145mm riser (2026 and up)	600ACE, 900ACE	ITC						
	(Alpine) with 145mm riser (2024 and up) (Limited) with 145mm riser (2024) (PRO) with 145mm riser (2025)	900T, 900 Turbo R	512061584		512061492	512061492			
69 RANGER	(Alpine) with 145mm riser (2026) (PRO) with 145mm riser (2026 and up)	900T, 900 Turbo R	512061492	512061584				512061584	
	(Standard) with 145mm riser (2022 to 2024) (Limited) with 145mm riser (2022) (Alpine) with 145mm riser (2022) (PRO) with 145mm riser (2025 and up)	900ACE, 900T	ITC						
	(Snowcruiser) with 125 to 165mm adjustable riser (2024) (Snowcruiser) with 125 to 165mm adjustable riser (2023)	900 Turbo R	512061492	512061584				512061584	
	(Limited) with 145mm riser (2023) (Alpine) with 145mm riser (2023)	900 Turbo R	512061396	512061584	512061492	512061492		512061584	512061492
	(Snowcruiser) with 125 to 165mm adjustable riser (2022)	900T	ITC						
	(Electric) with 120mm riser (2025 and up) (Limited) with 120mm riser (2025 and up) (Core) with 120mm riser (2026 and up) (Standard) with 120mm riser (2022 to 2025) (LX) with 120mm riser (2022 to 2026) (Sport Cross) with 120mm riser (2022) (SC) with 120mm riser (2023 and 2024)	600ACE, 900ACE, ELECTRIC	ITC						
	(SC) with 120mm riser (2024) (Limited) with 120mm riser (2025)	900T	512061584	yes	512061492	512061492			
	(SC) with 120mm riser (2023)	900T	512061396	512061584	512061492	512061492		512061584	512061492
BOONDOCKER	(Standard, RE and DS) with 145mm riser (2022)	600R, 850 ETEC	512061224				512061066		
BRUTAL	(RE) with 120mm riser (2025 and up)	850 ETEC	512061224				512061066		
	(RE) with 120mm riser (2025 and up)	900 Turbo R	512061584		512061492	512061492			
COMMANDER	(Limited and RE) with 165mm riser (2027 and up)	900T, 900 Turbo R	512061492	512061584				512061584	
	(Core) with 145mm riser (2027 and up)	600RR	512061698				512061066		
	(Standard) with 145mm riser (2022 to 2025) (Limited) with 145mm riser (2022 and up) (Core) with 145mm riser (2026 and up)	900ACE	ITC						
	(Standard) with 145mm riser (2022) (Limited) with 145mm riser (2022)	900T	ITC						
	(RE) with 145mm riser (2025 and 2026) (Core and Limited) with 145mm riser (2026)	900T, 900 Turbo R	512061492	512061584				512061584	
	(Standard) with 145mm riser (2022 to 2025) (Limited) with 145mm riser (2022) (Core) with 145mm riser (2026)	600R	512061224				512061066		
	(RE) with 145mm riser (2024) (Limited and Standard) with 145mm riser (2024 and 2025)	900T, 900 Turbo R	512061584		512061492	512061492			
	(GT) with 125 to 165mm adjustable riser (2024)	900T, 900 Turbo R	512061492	512061584				512061584	
	(GT and GLX 5900) with 125 to 165mm adjustable riser (2023)	900T, 900 Turbo R	512061396	512061584	512061492			512061584	
	(Limited and Standard) with 145mm riser (2023) (GT) with 125 to 165mm adjustable riser (2022)	900T	512061396	512061584	512061492	512061492		512061584	
RAVE	(RE) with 95mm riser (2027 and up)	600RR	512061699		512061698	512061698	512061066		
	(RE) with 95mm riser (2022 and up) (Enduro) with 95mm riser (2022 to 2024)	600R, 850 ETEC	512061326		512061698	512061698	512061066		
	(RE) with 95mm riser (2026) (GLS) with 95mm riser (2025)	850 Turbo R	512061326		512061066	512061066		512061698	
	(Core) with 120mm riser (2027 and up) (RE and DS) with 95mm riser (2026 and up)	600RR	512061698				512061066		
SHREDDER	(RE, DS and Standard) with 120mm riser (2025) (Core) with 120mm riser (2026)	600R, 850 ETEC	512061326		512061698	512061698	512061066		
	(RE and Standard) with 145mm riser (2023 to 2024)	600R, 850 ETEC	512061224				512061066		
	(DS) with 120mm riser (2023 to 2024)	600R, 850 ETEC	512061326		512061698	512061698	512061066		
	(RE and DS) with 95mm riser (2026 and up)	850 Turbo R	512061326		512061066	512061066		512061698	
	(RE and DS) with 120mm riser (2025)	850 Turbo R	512061224		512061066	512061066			
	(RE and DS) with 120mm riser (2023 and 2024)	850 Turbo R	512061326		512061066	512061066		512061698	
	(Core) with 120mm riser (2026 and up)	600EFI	512061698						
	(Standard) with 120mm riser (2025)	600EFI	512061442	512061367				512061367	
XTERRAIN	(Standard) with 145mm riser (2022 to 2024) (Limited) with 120mm riser (2027 and up)	600RR	512061698					512061367	
	(Core) with 120mm riser (2026 and up)	600ACE	ITC						
	(RE) with 120mm riser (2025 and up) (Standard) with 120mm riser (2025) (Limited) with 120mm riser (2026)	600R, 850 ETEC	512061224				512061066		
	(RE) with 120mm riser (2025 and up)	850 Turbo R	512061224		512061066	512061066			
	(RE) with 120mm riser (2024 and up) (Limited) with 120mm riser (2026 and up)	900T, 900 Turbo R	512061584		512061492	512061492			
	(RE) with 120mm riser (2023 to 2024) (Brutal) with 120mm riser (2022 to 2024)	850 ETEC	512061326		512061698	512061698	512061066		
	(RE) with 145mm riser (2022) (PRO) with 145mm riser (2022 and 2023) (Standard) with 145mm riser (2022 to 2024)	600R, 850 ETEC	512061224				512061066		
	(RE) with 120mm riser (2022 and 2023)	900 Turbo R	512061396	512061584	512061492	512061492		512061584	



FIXED RISERS								FORWARD ADJUSTABLE RISER	EXTENSION FOR FORWARD ADJUSTABLE RISER
860202859	860201944	860201427	860201718	860201632	860201428	860201560	860201320	860201836	
(70 mm)	(90 mm)	(95 mm)	(120 mm)	(145 mm)	(165 mm)	(190 mm)	(210 mm)	(120 mm)	
(45 mm)									
512061699						512061066			
512061367		512061367					512061367		
512061699						512061066	512061066		
					512061492				
512061584		512061584			512061492				
512061699						512061066			
512061367		512061367					512061367		
					512061492				
512061584		512061584					512061584		
512061584		512061584					512061584		
512061584		512061584			512061492	512061492			
512061584		512061584			512061492				
					512061492				
512061584		512061584			512061492	512061492			
512061699						512061066	512061066		
512061699						512061066	512061066		
					512061492				
512061584		512061584						512061584	
512061699						512061066	512061066		
512061584		512061584						512061584	
512061699						512061066	512061066		
					512061492				
512061584		512061584						512061584	
512061584		512061584			512061492	512061492			
512061584		512061584			512061492				
					512061698	512061698	512061066	512061066	
					512061698	512061698	512061066	512061066	
					512061698	512061066	512061066		
512061699						512061066	512061066	512061698	
					512061698	512061698	512061066	512061066	
512061699						512061066	512061066		
512061699						512061066	512061066		
					512061698	512061698	512061066	512061066	
					512061698	512061066	512061066		
512061699					512061698	512061066	512061066		
						512061066	512061066		
512061699									
512061367		512061367					512061367		
512061367		512061367					512061367		
512061699						512061066	512061066		
512061699						512061066	512061066		
512061699						512061066	512061066		
					512061492				
					512061698	512061698	512061066	512061066	
512061699						512061066	512061066		
512061584		512061584			512061492	512061492			

ADJUSTABLE RISERS

- Instantly modify your handlebar height to adapt to changing riding conditions.
- Utilize the lower position for trail/sit-down riding: extend to maximum height in seconds for stand-up riding.
- No tools required to make the adjustment, just flip the lever.
- Patent pending US20150360713A1.

FIXED KIT

- Handlebar fixed risers to fit all riding styles.




Stock on vehicle.



No further requirement.



Must order indicated cable.



No fit, no adequate cable available.

HANDLEBAR GRIPSRadien² / Radien / Radien-X

860201878 • Black



- Provides more freedom of movement in active riding.
- Aggressive pattern for extra grip.
- Sold in pairs.

GRAB HANDLE LOWRadien² / Radien / Radien-X

860202073



- Provides more freedom of movement in active riding.

FIXED TOE-HOLDRadien² Rave & Xterrain /
Radien (Deep Snow)

860202066



- Fixed toe-holds for control and leverage when boondocking.
- Fits for 3500 length tunnel and longer.

SIDE SUPPORT FOOT KITRadien² (except Deep Snow and Brutal 20") /
Radien / Radien-X

860201876



Cast aluminum outer support for riders that use their feet to push in corners, or desire a more locked feel.

LIGHTS

NEW

BUMPER LIGHTS



Radien² (except Adventure Electric, Shredder & 600 EFI models)

860203112

- Fully adjustable lateral light system.
- Adjust lighting to your specific needs, left, right, up and down to allow perfect lighting of your work site.
- Ultra bright 1,800 lumens output.
- Requires HD Front Bumper (860202817 or 860203011) for installation on Radien².
- Compatible with HD Side Bumpers (860202899, 860202900 or 860202901).

NEW

ALERT LIGHT

Radien² 500 mm & 600 mm

860203015

- Electric module that allows the ability for the tail light to remain on and active in a flash mode for 15 minutes when the vehicle is shut off.
- Provides additional night time visibility when stopped and vehicle is shut off at night.
- Flash mode may be deactivated by a manual switch.
- Not compatible with the Linq working light

AUXILIAR LED LIGHT BAR



Radien² (except Adventure Electric, Shredder & 600 EFI models)

860202931

- Illuminate your winter journey with our powerful Auxiliary LED Light Bar. This innovative lighting solution combines the best of both worlds.
- Spot and Flood combo beam.
- Lumens: flood 1100 lm / flood + spot 3700 lm.
- Flood Beam: Consistent, wide-angle illumination providing a pleasant and powerful light pattern to the sides. The flood beam remains active at all times.
- Spot Beam: Focused, long-range light for maximum visibility ahead. Mode turns on when switched to high beams.
- Requires HD Front Bumper 860203011 for installation.

AUXILIARY LED WIDE LIGHTS



Radien² (except Adventure Electric, Deep Snow models)

860202715

- Provide a wider and more consistent light pattern.
- Covers the dark zone directly in front of the vehicle and to the sides for more pleasant riding.
- LED lights add 2,000 additional lumens in an intense, super-wide foglight-type pattern.
- Complete stock lighting with a next level integration and nice look.
- Easy to install with a simple plug-and-play hook-up.
- Always on, no switch.
- Not compatible with LED Signal Light for windshield 860202703.

AUXILIARY LED LIGHTRadien² Deep Snow / Radien Deep Snow

860202429

- Riser mounted adjustable auxiliary light for deep snow sleds.
- Provides 1375 extra lumens of light.
- Weighs 540 grams.
- Flips up when needed and folds down out of the way when not in use to avoid damage.
- Integrated switch automatically shuts light off when folded down.
- Operates with the high beam switch.
- Compatible without windshield or with ultra-low windshield only.
- Compatible with Tall and Short Riser.
- Not compatible with Glovebox Extension.
- Harness 515178153 required on Radien platform BoonDocker models.

HIGH BEAM AUXILIARY LED LIGHT

Radien / Radien-X

860201956

- Doubles the stock highbeam output.
- Light covers more distance for great night visibility.

LED SIGNAL LIGHTSRadien² / Radien
(except 600 EFI models)

860202619

- LED Signal light changes color mode.
- Includes a switch to change modes.
- Signals other riders on the trail.
 - Mode 1 white running light (default mode).
 - Mode 2 amber (left side only): Riders behind.
 - Mode 3 green (left side only): Solo rider/end of group.
 - Mode 4 both sides flash amber: Caution/hazardous situation.
- Compatible with flexible, transparent or XL handguards.
- Retains stock color cap.
- Sold in pairs.
- Requires Retrofit Harness (860202740) for installation on Radien models.

LED SIGNAL LIGHTS FOR WINDSHIELDRadien² (except Deep Snow
& 600 EFI models)

860202703

- LED Signal Light changes color.
- Includes a switch to change modes.
- Signals other riders on the trail.
 - Mode 1 white running light (default mode).
 - Mode 2 amber (left side only): Riders behind.
 - Mode 3 green (left side only): Solo rider/end of group.
 - Mode 4 both sides flash amber: Caution/hazardous situation.
- Installs on Windshield Side Deflector Kit for medium and higher windshields.
- Side Deflectors (860202437) and adapters (860202784) required for installation for medium and higher windshield if not already installed on your vehicle.
- Sold in pairs.

LINQ WORKING LIGHTRadien² / Radien / Radien-X

860202380

- Convenient LinQ mount with swivel allows you to adjust as needed.
- Ultra bright 1000 Lumen output.
- Works when at idle.
- Requires 12V outlet (860201888) in 600 mm and 500mm models and 12V outlet (860202069) in 400mm models.

ELECTRICAL

NEW

GPS MODULE WITH GROUP RIDE

Radien² with 10.25" Touchscreen Display

860203151

- Enables live location sharing offline with friends and other Lynx vehicles around.
- Works without phone connection or cellular network, for a range of 1+ mile (1.6 km) depending on terrain.
- Embedded topographic maps and GPS function included.
- Module update has to be done in dealership.
- Included on all 2027 models with 10.25" Touchscreen Display.
- Retrofit for 2023 to 2026 vehicles with 10.25" Touchscreen Display.

NEW

WIRELESS CELL PHONE CHARGER

Radien² / Radien / Radien-X

860203059

- Eliminate your power cord!
- Works in conjunction with your Cell Phone Holder (860203198).
- Provides 5 watts of wireless energy transfer that uses electromagnetic induction to charge your cell phone.
- BRP GO use still requires connection to gauge.

NEW

HEATING ELEMENT KIT FOR SOFT GLOVEBOX

Radien² Deep Snow

860203071

- Heated element for Soft Glove Box Extension (860202908).
- 5 watt heater utilizing 2 pin connector for power.
- Locates easily in integrated cell phone pouch ensuring phone stays warm.

EMBEDDED MAPS

Radien² (vehicles with 10.25" Color Touchscreen Display)

860202727

- Retrofit for 2023 and 2024 vehicles with a 10.25" Color Touchscreen Display.
- Adds GPS tracking.
- Adds embedded maps.
- Allows GPS mapping and tracking without a cell phone.
- Included on all 2025-2027 models with 10.25 in. Color Touchscreen Display.
- A software update will be required to use the built-in navigation features.

10.25 IN COLOR TOUCHSCREEN DISPLAY PROTECTOR

Radien² vehicles with 10.25" Color Touchscreen Display

860202680

- Made from the Highest Quality Tempered-Glass with 100% Bubble-Free Adhesives for easy installation and no residue when removed.
- 0.3mm 9H Hardness Anti-Scratch, Anti-Fingerprint, Bubble Free
- 99.99% HD Clarity and Maintains the Original Touch Experience
- Hydrophobic and Oleo-phobic coatings protect against sweat and oil residue from fingerprint.
- Anti Glare
- Works with Gloves

HEATED VISOR KIT WITH PLASTIC CAP

Radien² / Radien / Radien-X

860202338

- Easy install plug-in for visor kit or heated accessories.
- Wiring harness included.
- Standard RCA plug.

RETROFIT HARNESS

Radien / Radien-X

860202740

- Adapter to power Radien² accessories on Radien vehicles
- Converts the 2-pin connector to 3-pin.
- Auxiliary LED Light (860202429) on Radien requires Harness (515178153).

HARNESS EXTENSION FOR CELLPHONE HOLDER AND USB PLUG

Radien, Radien-X

515178153

- Required for Cellphone holder 860203198 and USB intelligent Power Outlet Kit 860202433 when installed on Radien and Radien-X models.

E-LINQ

Radien² (except 600 EFI)

860202354

- Combines both DESS cord and heated visor/accessory cord into one.
- Converts standard DESS cord into a powered cord.
- Easy and quick magnetic connection that self locates.
- Reduces chances of a broken connector.
- Increases freedom of movement with less cords.
- Works with any electric helmet and 12V heated visor.
- Maintains power connection 100% of the time.
- Improved desing for easy installation.
- No more drilling required.

E-LINQ

Radien / Radien-X (except 600 EFI)

860202131

- Combines both DESS cord and heated shield cord into one.
- Same type of magnetic connector as used on OXYGEN helmet.
- Easily converts standard DESS cord into a powered cord.
- Increases freedom of movement.
- Easy and quick connection that self locates.
- Works with any 12V heated shield.

LEARNING KEYRadien² / Radien-X


860201872

- Digitally Encoded Security System (D.E.S.S.) key's ball-and-socket design provides the rider with quick and easy start every time.
- Programmable RF D.E.S.S.TM Key can also be programmed to limit the speed of the snowmobile and engine torque, enabling first-time users and less experienced operators to learn how to operate while gaining the necessary confidence and control.
- For 2015 and up vehicles with 600 ACE, 900 ACE, 900 ACE Turbo or 1200 engine.

RF DESS SPARE KEYRadien² / Radien / Radien-X

515178288

- Digitally Encoded Security System (D.E.S.S.) key's ball-and-socket design provides the rider with quick and easy start every time.
- Anti-theft technology: the key communicates with the vehicle wirelessly so the vehicle starts only when the key code matches the vehicle, for ultimate peace of mind.
- For all models (except 600 EFI) from 2015 models and up.

AMBIENT AIR & ENGINE TEMPERATURE MODULERadien² / Radien / Radien-X

860201362

- Get both outside air and engine temps on your cluster.
- Fits both analog and digital multifunction gauge.
- Plug-and-play in vehicle harness.

HEATED VISOR KITRadien² / Radien / Radien-X

860201283

Wiring harness included.

BLOCK HEATERRadien² / Radien-X

860201980

- Improves starting in extreme cold temperatures.
- Fits only models with 600 ACE (2020->) 900 ACE and 900 ACE Turbo engines.
- Installation tool required (520002260, sold separately).

3W HEATERRadien² / Radien / Radien-X

515176786

Replacement or additional heater for heated bags.

CTEK BRP 5.0 CHARGERRadien² / Radien / Radien-X

860200997

- Perfect solution for restoring, charging, and maintaining all types of lead-acid batteries.
- Equipped with a cold-resistant rubber cable on both sides.
- Ensures the best possible performance and long service life, especially in cold conditions, as the charger's AC and DC cables perform even at temperatures as low as -30°C.
- Charger Plug 515178904 not included but is available as a spare part.

RCA ADAPTOR PLUG KITRadien² / Radien / Radien-X

515176794

Y plug power splitter lets you connect 2 heating components or 1 heater and 1 electrical visor.

USB INTELLIGENT POWER OUTLET KITRadien²

860202433



- Power all your electronics with this easy to mount USB plug.
 - Provides 1 USB A (QC*3.0) and 1 USB C (PD**) plugs.
 - Power rate : 36 watts.
 - Intelligent USB charger for a quick charge when battery is low.
 - Installs inside storage compartment.
 - Wiring harness included.
- *QC : quick charge
**PD : power delivery

USB POWER OUTLET KIT

Radien / Radien-X

860202847



- Includes a T Harness.
- Power all your electronics with this easy to mount USB plug.
- Provides 1 USB-A3.0 and 1 USB-C (PD) plug.
- Power rate: 36 watts.
- Intelligent USB charger for a fast charge when battery is low.
- Installs inside storage compartment.

POWER OUTLETRadien² / Radien / Radien-X

860201423



Wiring harness included.

ELECTRIC STARTER KIT

Radien (vehicles with 600R and 850 engines, without SHOT)

860201282



- Start your sled with the simple push of a button.
- Battery cover with support (860201720) also required.

REWIND STARTER KIT

Radien (Vehicles with 600 EFI, 600R and 850 E-TEC engines)

860201410

- A complete set.
- Note: the handle of the manual starter remains under the panel; for ease of use, the side panel must be replaced.

12V OUTLET FOR SLEIGH

Radien² / Radien / Radien-X

860202468

12v outlet for sleigh rear- and brake lights



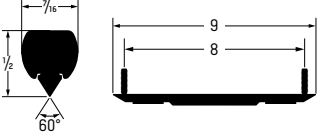




12-VOLT PLUG FOR LINQ MULTIMOUNT PLATE

Radien² 400 mm / Radien-X 400 mm
Radien² 500 mm / Radien-X 500 mm (except Alpine)
Radien² 600 mm / Radien-X 600 mm (except Alpine)

860201888 • 500 mm & 600 mm
860202069 • 400 mm

- Standard 12V outlet for the rear of the vehicle.
- Especially for the LinQ Working Light (860202380).

RAVE 120 & 200 ACCESSORIES

<p>LOW WINDSHIELD</p> 	<p>Rave 120 & 200</p> <ul style="list-style-type: none"> • Low height - 18 cm high. • Offers protection with integrated style. • Thermoformed molded for clarity. 	<p>860202570</p>
<p>PIVOTING MIRROR KIT FOR HANDGUARDS</p> 	<p>Rave 200</p> <ul style="list-style-type: none"> • Perfectly integrated design and style. • Mirrors fold away when not in use for easy storage or when covering vehicle. • Sold in pairs. 	<p>860200893</p>
<p>CARBIDES</p> 	<p>Rave 120 & 200</p> <ul style="list-style-type: none"> • 7/16" flat top runner with 4" of 60 degree turning carbide (Woodys). • Sold in pairs. 	<p>860202555</p>
<p>HEAVY-DUTY SPRING KIT</p> 	<p>Rave 120 & 200</p> <ul style="list-style-type: none"> • Higher capacity springs for larger riders. • Maintain handling and comfort as riders grow. 	<p>860202629</p>
<p>REAR WHEEL KIT</p> 	<p>Rave 120 & 200</p> <ul style="list-style-type: none"> • Additional wheels for the rear suspension for low snow conditions. • Includes wheels and mounts. 	<p>860202628 • Rave 120 860202610 • Rave 200</p>
<p>FLEXIBLE HANDGUARDS</p> 	<p>Rave 120 & 200</p> <ul style="list-style-type: none"> • Designed to withstand roll overs and tough boondocking conditions. • Feature smaller size deflector made of flexible material. • Mounts feature a flexible base. • Fits with pivoting Mirror Kit for Handguards (860200893). 	<p>860201591</p>
<p>COVER</p> 	<p>Rave 120 & 200</p> <ul style="list-style-type: none"> • Cover fits Youth model sleds. • Quick release buckles for easy, gloved-hand operation. • RAP clip intuitively connects to the tunnel for easy installation. • Added protection while transporting sleds. 	<p>860202585</p>

59 RANGER & 69 RANGER ALPINE ACCESSORIES

HILL BRAKE

59 & 69 Ranger Alpine

860202078 • 69 Ranger Alpine
860202364 • 59 Ranger Alpine

- Advanced hill brake application for safe stopping on steep hills.
- Specifically designed for 69 Ranger Alpine model.

BEACON BAR

59 & 69 Ranger Alpine

860202395

Sturdy bar for lights (lights not included).

WORKING LIGHT KIT

59 & 69 Ranger Alpine

860202084

Working light and warning lights for beacon bar (beacon bar not included).

1+2 SEAT

59 & 69 Ranger Alpine

860202502

2 up seat specifically designed for 59 & 69 Ranger Alpine model, allowing you to ride 3-up.

CARGO BOX

69 Ranger Alpine

860202080

- Large cargo box, 180 L for mounting on the rear rack.
- This box is not fitting to 59 Ranger Alpine, for that please use Rear deck 860202415 to add possibility to use big LinQ Cargo boxes 860202416 and 860202085.

A-ARM WIDENING KIT

59 & 69 Ranger Alpine

860202194




- Provides more stability when turning on steep slopes.
- Adds 200 mm of width to the front suspension.

WARNING LIGHTS

59 & 69 Ranger Alpine

860202496



- Includes 2 LED lights to be installed at front and 2 at rear of the snowmobile.
- Control of the lights needs Working Light kit 860202084.

WARNING SIGNAL FOR ALPINE

59 & 69 Ranger Alpine

860202312



Push the button warning signal.

LING SKI & SNOWBOARD RACK

69 Ranger Alpine

860202082



- Rack for two pairs of skis and a snowboard.
- Cargo box 860202080 and Beacon Bar 860202395 required

SUSPENSION

LFS-R FRONT SUSPENSION UPGRADE KIT (WITHOUT SHOCKS)



Radien² (1097 mm ski stance)

860202843 • 2-stroke models
860203078 • 4-stroke models

- Provides better cornering stability and steering precision.
- The taller ski leg and the new geometry.
- Fits on 1097 mm ski stance.
- Shocks are not included.

FRONT SHOCK UPGRADE KIT

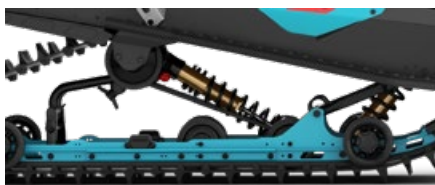


Radien² 500 mm /
Radien-X 500 mm (except Alpine)
Radien² 600 mm /
Radien-X 600 mm (except Alpine)

860202879

- For 996 mm ski stance.
- Includes two pieces of KYB PRO 36 EA-3 R Kashima shocks with 3-step compression and rebound adjustment.
- Full kit which includes shocks, springs and installation hardware.
- Standard on Commander RE & Brutal RE.

REAR SHOCK UPGRADE KIT



Radien² 500 mm /
Radien-X 500 mm (except Alpine)
Radien² 600 mm /
Radien-X 600 mm (except Alpine)

860202913

- For Easyride+ rear suspension.
- KYB PRO 46 EA-3 R Kashima Rear Shock.
- KYB 46 PLUS Kashima Center Shock.
- Full kit which includes shocks, springs and installation hardware.
- Standard on Commander RE & Brutal RE.

FRONT SHOCK UPGRADE KIT



Radien² 921 mm & 863 mm ski stance

860202877

- For 921 mm & 864 mm ski stance.
- Includes two Shocks; KYB PRO 36 EA-3 R Kashima with 3-step compression and rebound adjustment.
- Full kit which includes shocks, springs and installation hardware.

REAR SHOCK UPGRADE KITRadien² PPS² DS & PPS³ DS Rear suspensions | 860202914

- For PPS² DS & PPS³ DS rear suspensions.
- KYB PRO 46 EA-3 R Kashima Rear Shock.
- KYB 46 PLUS Kashima Center Shock.
- Full kit which includes shocks, springs and installation hardware.

FRONT SUSPENSION LFS KIT

Radien | 860201588

- Adjustable width 975 mm - 1,019 mm.
- Includes KYB 36R shocks and springs.

KYB 36 R FRONT SHOCK KITRadien² / Radien-X | 860202370

- For 996 mm ski stance.
- Aluminium shocks with rebound adjustment.

CURVED A-ARMSRadien² / Radien / Radien-X860201679 • 921 mm
860202345 • 996 mm (Radien /
Radien-X up to 2023)

- Redesigned to be more effective.
- Provides more clearance for less drag in deep snow.
- Reduces damage from objects hidden below the snow.
- Quick-disconnect sway bar kit included.

EASYRIDE REAR END LOCKING PINRadien-X 400 mm
Radien-X 500 mm860202068 • Radien-X 400 mm
860201948 • Radien-X 500 mm

The simple mechanism makes it easy to lock and unlock the Easyride rear end movement for different application needs.

COVERS

RIDE ON COVER (ROC)



Radien 400 mm / Radien² 400 mm (except Deep Snow)

860202814 • Fits with two up seats and ultra high windshield

- Ride On Cover (ROC) System fits trail sleds.
- Easy handlebar access for moving sled while covered.
- Ride on or off a trailer or sled deck while covered.
- Added protection while transporting sleds.

RAP-CLIP COVER



Radien 400 mm / Radien² 400 mm (except Deep Snow)

860201535 • Fits with one up seat. Low to medium windshield
860201534 • Fits with two up seats and medium windshield

- The strap-less snowmobile trailering cover that clips on to the tunnel intuitively.
- No more kneeling in the snow.
- Easy installation. Installs in seconds.

RIDE ON COVER (ROC)



Radien² Deep Snow

860202612 • No windshield to low.

- Ride On Cover (ROC) System fits Radien² deep snow sleds.
- Quick release buckles for easy, gloves on operation.
- Updated Rear clip for easier installation and removal.
- Easy handlebar access for moving sled while covered.
- Ride on or off a trailer or sled deck while covered.
- Added protection while transporting sleds.

RAP-CLIP COVER



Radien² 400 mm / Radien-X 400 mm 4-stroke Radien 49 Ranger PRO

860201868 • With medium and higher windshield. Fits with one up seat.
860201869 • With medium and higher windshield. Fits with one and two up seats.

- The strap-less snowmobile trailering cover that clips on to the tunnel intuitively.
- No more kneeling in the snow.
- Easy installation. Installs in seconds.

RIDE ON COVER (ROC)



Radien² 500 mm / Radien-X 500 mm

860201996 • With medium to ultra high windshield. Fits with one up seat.
860201997 • With medium to ultra high windshield. Fits with one and two up seats.

- Ride On Cover (ROC) System fits Radien² & Radien-X 500 mm wide sleds.
- Quick release buckles for easy, gloves on operation.
- Updated Rear clip for easier installation and removal.
- Easy handlebar access for moving sled while covered.
- Ride on or off a trailer or sled deck while covered.
- Added protection while transporting sleds.

SKIS

BLADE DSS SKI KIT

Radien² / Radien / Radien-X

860203007

- Balanced Blade DSS ski for precise control and agility.
- 10 mm narrower profile for easier counter steering and easier to push into the snow.
- 250 g weight reduction for less unsprung weight, more precise suspension function.
- Its balanced keel design ensures predictable handling in any snow condition.
- Designed for deep snow but performs well on groomed trails too.
- Standard on Shredder RE and DS 2026 and up & Shredder Core 2027.
- Sold in pairs.

BLADE DS+ SKIS

Radien² / Radien / Radien-X

860202265 • Cyan
 860202925 • Black
 860202926 • White
 860202927 • Viper Red
 860202928 • Sunburst Yellow
 860202929 • Manta Green
 860202019 • Race Orange

- The Blade DS+ ski improves the handling of the Lynx snowmobiles in deep snow.
- The ski makes the snowmobile more predictable to steer, even when turning in deep snow, and it improves handling when side hilling.
- Sold in pairs.

BLADE XC+ SKIS

Radien² / Radien / Radien-X

860202919 • Black
 860202498 • Viper Red
 860202921 • White

- The Blade XC+ ski is longer, narrower and lighter than its predecessor and it provides great stability.
- Thanks to its renewed structure, the ski maintains its qualities in variable snow conditions consistently.
- Sold in pairs.

BLADE XC SKISRadien² / Radien / Radien-X

860202924 • Black

- It is the perfect combination of flotation in deep snow and sharp steering on hard packed snow.
- Sold in pairs.

BLADE SKI HANDLERadien² / Radien / Radien-X

BLADE XC, DS, DS+
 505072976 • Black
 505073107 • Yellow
 505073108 • White
 505073388 • Lava Red
 505073513 • Orange
 505073651 • Race Orange
 505073665 • Sunburst Yellow
 505073109 • Viper Red

BLADE XC+
 505075347 • Viper red
 505075344 • Black
 505075345 • White

- High-density colored polyethylene loops.
- The package includes a single handle without installation kit.

SKI HANDLE RIVET KIT

860200525

Includes 2 long and 2 short aluminum rivets for repairing the handle on Pilot skis.

BLADE DS+ LINER KITRadien² / Radien / Radien-X

860202020 • Symmetric
 860202734 • Asymmetric

- Ski liners for the Blade DS+ ski.
- Full wide symmetrical version for extreme deep snow applications.
- Sold in pairs.

RUNNERS

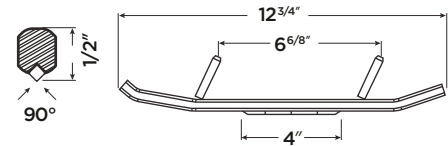
BLADE TRAIL

Fits on Blade, Blade DS, XC, DS+, XC+, DSS

860202518 4"

A great choice if you are looking for overall improvement in handling, or to replace your factory runners.

- 4" carbides with a 90 degree angle on a galvanized round runner profile with leveled edges.



BLADE TRAIL

Fits on Blade Skis

860202821 4"

A great choice if you are looking for overall improvement in handling, or to replace your factory runners.

- 4" carbides with a 90 degree angle on a galvanized round runner profile with leveled edges.

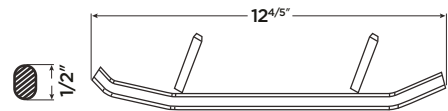
BLADE ZERO

Fits on Blade, Blade DS, XC, DS+, XC+, DSS

860202934

Experience exceptional agility and precision with our lightweight, carbide-free runner.

- Carbide-free runner for lightweight and agile performance.
- Slides over rocks easily with precise steering control.
- Ideally suited for low-snow conditions with exposed rocks or other obstacles.
- Features a galvanized round, half-inch host bar with precision-leveled edges.
- Sold in pairs for complete ski setup.



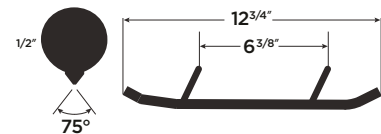
BLADE SPORT

Fits on: Blade, Blade DS, XC, DS+, XC+, DSS

860202933 - 4"

A great choice if you are looking for extreme improvement in grip when driving on demanding trails or hard surfaces.

- 4" carbides with a 75 degree angle on a galvanized round runner profile.



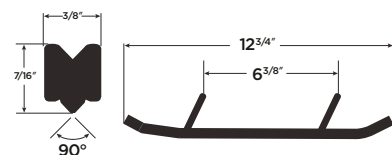
EXPEDITION SQUARE

Fits on Blade, Blade DS, XC, DS+, XC+, DSS

860201044 - 7"

Square 7" profile host bar carbides for easy steering and overall improvement in handling

- Protected under patent numbers US 7,413,198, US 7,389,995 and CA2535565.*
- Sold in pairs.



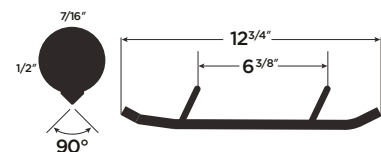
EXPEDITION ROUND

Fits on Blade, Blade DS, XC, DS+, XC+, DSS

860201220 - 7"

Round 7" profile host bar carbides for easy steering and overall improvement in handling.

- Protected under patent numbers US 7,413,198, US 7,389,995 and CA2535565.*
- Sold in pairs.



RUNNERS

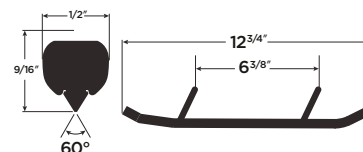
EXTENDER TRAIL III

Fits on all Blade Skis

860200578 - 4"

Woody's entry level carbide runners featuring • 4" of 60° carbides and a $\frac{7}{16}$ " host bar.

- If you are looking for a cutting edge in hardpacked snow and ice, or to improve your safety and handling, this option is for you.
- For use on snowmobiles with un-studded to lightly studded tracks.
- Sold in pairs.



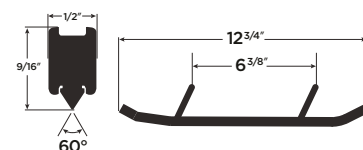
ACE

Fits on Blade, Blade DS, XC, DS+, XC+, DSS

860201969 - 6"

860201970 - 8"

- These carbide runners are the tallest in the industry and have a narrow, rectangular profile for aggressive turning capabilities.
- The 60° turning carbides, available in 6" and 8", have been strategically placed to protect the runner and reduce darting by carving through existing grooves.
- Work great on Crossovers and in deep snow.
- Steel bars from excessive wear.
- Sold in pairs.



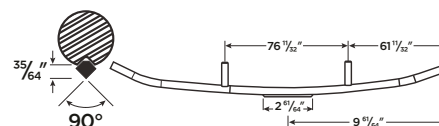
ADJ TRAIL

Fits on ADJ Skis

860202822 3"

A great choice if you are looking for overall improvement in handling, or to replace your factory runners.

- 4" carbides with a 90 degree angle on a galvanized round runner profile with leveled edges.



NAVIGATOR SKI PROTECTOR

Blade XC+

860202922

Protect skis from wear at the front.

- Reduces darting as plate packs grooves, leaving runners a fresh path.
- Compatible with any single runner made.
- Compatible with Blade XC+
- Sold in pairs



SLIDER SHOES

SLIDER WITH VESPEL⁺ INSERTS

All models with 154" and super short tunnels

503194815

- Uses DuPont Vespel inserts for less friction.
- Can be cut to desired length.
- Better fuel efficiency, more power and increased vehicle speed due to reduced friction between the track clips and slides.
- Reduced need for maintenance and associated costs.
- Extended life due to enhanced wear characteristics of Vespel polyamide over incumbent UHMW PE.
- Allows riders to operate sleds in less than acceptable snow and trail conditions since water from snow is not needed for lubricity as with incumbent UHMW PE slide rails.



UNIVERSAL

LYNX SHOVEL WITH SAW

Radien² / Radien / Radien-X

860201918

- Design with better cutting edge.
- Features integrated saw handle.
- Blade flips 90° to pull snow away.
- Can be dismantled for easy storage.

LOCKABLE FUEL CAP



Lockable to protect your fuel.

619590085

BRP TOOL KIT

Radien² / Radien / Radien-X

860202029

- Casing fits perfectly in Deep Snow Seat Box with or without battery (860202028 and 860202668).
- Features high quality tools.
- Includes:
 - Stainless steel open end wrenches; 8-10mm, 10-13mm, 12-14mm, 15-17mm, 16-19mm.
 - 1/4 drive ratchet with 4" extension, hex 8 - 10 - 13 -16, torx 25 - 30 - 40, allen 4 - 6 - 8, philips #2.
 - Long nose vice grip.

TUNNEL GRIP PLATES



- Lightweight plastic grip plates for extra side boot grip in rough riding conditions.
- Developed for the 600 Race sled.
- Sold in pairs with complete hardware.

860200164

PULLING STRAP

Radien² / Radien / Radien-X

860202382

- Save your back and get unstuck the easy way.
- Lightweight, compact, affordable.
- Extremely robust material.
- Available in red only.
- 2 per pack.

RACING BRAKE PADS

REX

619690016

**FISKARS AXE NORDEN WITH LEATHER COVER**

860202576



- Made in Finland.
- It combines durability, perfect blade and shank balance, advanced blade shape and an extremely sharp angle that together maximize product performance.
- The shaft of the ax is made of high quality hickory wood, which gives it a natural look and feel.
- Comes with a leather protective case.
- Fits perfectly in the axe holder of the large 135L Cargo Box.

FISKARS GARDEN SAW L SW75

860202578



- The Xtract™ garden saw (L) SW75 is a very efficient saw specially designed for fresh wood.
- Fiskars Xtract™ saws have a retractable blade mechanism and a fixed belt loop, so the saw can be carried and stored safely
- The hollow handle allows the blade to be stored inside the handle during transport.
- Can be attached to a large 135 L Cargo Box.

FISKARS SPLITTING AXE X11

860202577



- Handy tool for splitting smaller timber with a diameter of 10-20 cm.
- Easy to use with just one hand.
- Also excellent for making campfire lighters.
- Comes with a leather protective case.
- Fits perfectly in the axe holder of the large 135L Cargo Box.

TRAILERING & COVERS

SUPERGLIDE II PRO



860201216

- No more ripping up the plywood on your trailer.
- Allows skis to glide with ease.
- Traction knobs incorporated for better traction.
- Exclusive venting, protects the deck of your trailer from moisture damage.
- Total length of 6 m.

SUPERGLIDE II WIDE



860201592

- Allows sled skis to glide with ease.
- Specifically designed traction knobs provide improved traction for your feet.
- Oval mounting channels and custom shoulder screws prevent warping by allowing for expansion and contraction that results from varying temperature.
- Exclusive venting: protect the deck of your trailer from moisture damage.
- Each box contains 8 pieces (343 mm x 749 mm).
- Comes with 72 specially coated screws with grommets.
- Total length of 6 m.

SUPERGLIDE EDGE RAIL TRIM



860201217

To secure Superglides on ramps or decks leaving an encapsulated finished edge.

SUPER TRACTION GRID



860201593

- Super Traction Grids' strategic grid pattern provides incredible grip and accommodates all snowmobile tracks, even with paddles or studded.
- Each box contains 4 pieces (209 mm x 762 mm) and hardware.

RATCHET TIE-DOWNS

715008309



- Pack of 2.
- 181 kg safe working load.
- 2.5 cm x 3 m strap with Sea-Doo, Ski-Doo & Can-Am logos.
- Coated Hooks.

HEAVY DUTY RATCHET TIE-DOWNS715008308
715006227

- 454 kg safe working load.
- 38 mm x 1.8 m strap with with Sea-Doo, Ski-Doo and Can-Am logos.
- Deluxe ratchet with rubber handle.
- Vinyl-coated hooks.
- Pack of 2.

SUPERTRAC KIT860201413 • 12" (30 cm)
860201414 • 24" (61 cm)
860201415 • 48" (122 cm)

Includes: 1 piece Supertrac, 1 Supertrac deck hook, 2 end caps and all mounting hardware.

T-STYLE DECK HOOK

860200995



SUPERTRAC DECK HOOK

860201416



- For Supertrac.
- Adjustable and removable hook

SCREW STYLE DECK HOOK

860200994



- Most common.
- Comes standard with front Superclamps.
- Screws into the existing hole where you would screw the old style bar and crank into or make your own holes.

SUPERCLAMP II

860200950



- Innovative trailer tie-down system.
- Silicone rubber pads to protect your skis.
- Front and middle handles allowing easy manoeuvrability.
- Pad lock compatible, becomes a theft deterrent.
- Tension adjustment knob – fits all snowmobiles.
- Comes with screw style deck hook.

SUPERCLAMP REAR WITH SUPERTRAC

860201425



- Snowmobile tie-down system for rail.
- Silicone rubber pads to protect snowmobile suspension skid.
- Tension adjustment knob – fits all snowmobiles.
- 300 mm Supertrac kit included.
- Pad lock compatible, becomes a theft deterrent.

PARTS & PERFORMANCE

NEW

TWIST ATTACK SCREWS BY WOODY'S

Radien², Radien

860203031

- This Attack™ screw is 1" (25 mm) long for use in rubber lugs.
- This reliable, carbide tip screw attacks the terrain and adds the extra bite.
- For 1"+ (25 mm +) lug height.
- Pack of 100.
- Includes installation tool.

NGK⁺ SPARK PLUGS

219703120 • BR9-ES
 415128524 • 600 CARB & 800 P-TEK - BR9-ECS (Gap 0,8 mm)
 415130430 • 600 H.O. E-TEC - PZFR6F
 415129429 • 1200 4-TEC - CR8EKB
 415129484 • 800R E-TEC - PFR7AB
 415129670 • 600 ACE - MR7B18
 415129944 • 900 ACE - MR8B18
 415130154 • 850 E-TEC & 600R E-TEC - ILKR8Q
 512059552 • 550F, 600RS - BR9ECS (Gap 0,5 mm)
 512060029 • 600 CARB, 800R P-TEK - BR8ECS (Gap 0,8 mm)
 415129406 • 593 HO including SDI

- You'll see a difference with genuine NGK spark plugs.
- Solid steel terminal reduces the chance of arcing in the plug cap, which may interfere the electric component.
- A necessity in today's ignition system.

PISTON KIT



415129406 • 593 HO including SDI
 415129405 • 793 HO
 415129854 • 800 E-TEC 2011 and prior
 415129855 • 800 E-TEC 2012 and up
 415129858 • 800R P-TEK and 800R E-TEC 2010
 415129541 • 593
 415129542 • 552
 860202667 • 600R E-TEC
 860202666 • 850 E-TEC

Kit includes: piston, rings, piston pin, needle bearing and circlips.

MAINTENANCE KIT FOR DRIVE PULLEY



REX, REX², XU
 415129624 • 2011 (550F)
 2011 to 2018 (600 & 600 E-TEC sea-level)

REX², XU
 415129625 • 2012 (1200),
 2012 to 2018 (600 E-TEC high altitude)

REX, REX², XU
 415129626 • 2011 to 2018 (800R P-TEK & 800R E-TEC)
 415129627 • 2008 to 2010 (800R P-TEK & 800R E-TEC)
 415129708 • 2011 and prior (1200), 2011 and prior (600 E-TEC high altitude)

Includes: 1 Spring Cover Ass'y, 3 Rollers Ass'y, 1 Bushing (Siding Flange), 6 Slider Shoes, 6 O-Rings, 1 Circlip, 3 Cotter Pins & 3 Lever Axles

MAINTENANCE CLUTCH KIT P-DRIVE		860202665
BRP original spare part, service kit for P-Drive clutch.		
• Includes: 1 adapter ring, 2 bushings, 2 circlips, 6 screws		

QRS XD ROLLER KIT		861805577
<ul style="list-style-type: none"> • High resistance to wear and shattering from aggressive shifting. • Unique formula prevents deformation for consistent performance. • Precise roller tolerances which are critical to prevent roller seizure and premature wear to key components. • Includes 2 rollers. 		



QRS XD rollers are built to take a beating. With more impact resistance and less deformation than standard designs, they hold up under pressure, protect belt performance, and keep the pulley system running clean and smooth, ride after ride.

BUILT TOUGH TO KEEP POWER MOVING

Stronger than fiber rollers and more stable than thermoplastic designs, QRS XD rollers resist high-impact shocks and deformation that can seize pulleys or shred belts. A major upgrade for reliability, durability, and consistent performance under stress.

PDRIVE PULLEY SERVICE KITS

SKU	FITS ON ALL P DRIVE	KIT COMPONENT	QTY
TORQUE ROLLERS MAINTENANCE KIT			
861805558	2015-2017	Torque Roller	3
		Back Torque Roller	3
		Roller Axle	3
		Spring pin	3
861805559	2018 and up	Torque Roller	3
		Back Torque Roller	3
		Roller Axle	3
		Spring pin	6
TORQUE SLIDERS MAINTENANCE KIT			
861805560	2018 and up	Slider	3
		Roller Axle	3
		Spring pin	6
		Outer Thrust Washer	3
		Inner Thrust Washer	3
RAMP ROLLERS MAINTENANCE KIT			
861805561	2015 and up	Roller Assembly	3
		Thrust Washer	6
		Roller Axle	3
		Screw	3

Kits made with Premium OEM parts



XPS OILS AND MAINTENANCE PRODUCTS

ENGINE OILS



XPS 2T E-TEC MAX SYNTHETIC OIL

9779930 • 1 quart / 946 ml
 9779931 • 1 US gallon / 3.785 L
 9779932 • 2.5 US gallons / 9.46 L
 9779933 • 5 US gallons / 18.92 L
 9779934 • 55 US gallons / 205 L
 The E-TEC MAX unique formulation protects engine in all approved E-TEC oil injection ratios.



XPS 2T RACING SYNTHETIC OIL

9779229 • 1 US gal / 3.785 L
 Specially designed for high-performance or racing engines.



XPS 2T SNOWMOBILE SYNTHETIC BLEND OIL

9779649 • 3.785 L
 Designed for all oil injection or pre-mix 2-stroke snowmobiles with electronic fuel injection or carbureted engines.



XPS 2T SNOWMOBILE PREMIUM MINERAL OIL

9779277 • 3.785 L
 Powersport formula with premium anti-wear and anti-corrosion additives.



XPS 4-STROKE EXTREME COLD GRADE SYNTHETIC OIL

9779295 • 1 US gallon / 3.785 L
 BRP's Rotax 4-stroke ACE and 1203 engines.



XPS 4-STROKE SYNTHETIC OIL

9779286 • 1 quart / 946 ml
 9779287 • 1 US gallon / 3.785 L
 9779141 • 5 US gallon / 18.92 L
 9779142 • 55 US gallon / 205 L
 The best choice for any BRP vehicle with a 4-stroke engine used in winter cold condition.



XPS 4T 0W-40 SYNTHETIC OIL CHANGE KIT

9779402 • 600 ACE
 9779403 • 900 ACE
 9779404 • 1200 4-TEC
 Ultra-convenient "all-in-one" oil change kit saves time and money. Includes XPS Synthetic Oil, oil filter, O-rings and washer

LONG LIVE ADVENTURE

XPS Lubricants are expertly engineered to extend the life of your ride.

We pair the best engineers with the best chemists to create products that exceed tomorrow's technology with the knowledge from an insiders standpoint.

No Shortcuts

Tested on all engine platforms and all materials used in manufacturing today's powersports vehicles - not just one or two. We benchmarked against the best in every category to ensure XPS products meet or exceed each before offering them to you.

They perform and protect in the harshest conditions.

From desert heat to saltwater corrosion to the coldest temperatures on earth - XPS products have been proven to protect and perform.



XPS OILS AND MAINTENANCE PRODUCTS



XPS BRAKE FLUID

9779207 • 355 ml
Exceeds all DOT3 and DOT4 brake fluid requirements.



XPS SYNTHETIC CHAINCASE OIL

9779185 • 12 oz. / 355 ml
9779179 • 5 US Gallon / 18,92 L
Specifically developed for highperformance Lynx models, it represents the best in state-of-the-art chaincase lubrication



XPS SYNCHROMESH SYNTHETIC TRANSMISSION OIL

9779211 • 24 oz. / 710 ml
Specifically developed for highperformance Lynx models, it represents the best in state-of-the-art chaincase lubrication



XPS FUEL STABILIZER

9779183 • 8 oz. / 240 ml
Ethanol-compatible and will stabilize fuel in your tank to keep it from breaking down and causing hard starting, throttle hesitation and poor run quality.



XPS HIGH PERFORMANCE SUSPENSION FLUID

9779474 • 1 quart / 946 ml
Engineered viscosity for optimized performance in cold weather conditions. For KYB shocks.



XPS ANTI-CORROSIVE LUBRICANT

619590733 • 12 oz. / 340 g
A multipurpose lubricant that can also be used to prevent rust, corrosion and moisture intrusion.



XPS ICE INTAKE COOLING ENHANCER

9779362 • 3.785 L
XPS Ice is a sophisticated blend of methanol and filtered water. Specially formulated to cool the air intake charge of engines in the water injection system.



EXTENDED LIFE PRE-MIXED COOLANT

619590728 • 946 ml
Antifreeze/coolant contains the correct dilution and the necessary additives to prevent corrosion and inhibit cavitation in BRP cooling systems. Long-life, 5-year formula specially formulated for BRP vehicles. Superior heat transfer. Ideal replacement for vehicles that normally use a 2-year antifreeze/coolant (green). 5 years (orange).



SYNTHETIC GREASE SUSPENSION

9779226 • 400 g
Designed to work specifically with the components found in Can-Am and Lynx vehicle suspensions. It is highly stable and offers optimal lubrication at both extreme cold and high temperatures while protecting suspension components from dirt and moisture, as well as corrosion under extreme washout conditions.



XPS SPLINE GREASE

9779704
Enhanced rust and corrosion resistance. Protects against seizure, heat-freeze, galling, rust and corrosion.



OIL FILTER

420956124
900 ACE, 900 ACE Turbo, 600 ACE and 1203 engines. Oil filter ensures optimal engine performance by effectively trapping dirt and debris. With its robust mesh construction, it guarantees durability and reliability.



OIL FILL SUPPORT RING

519000296
Use on all Lynx engines. See your dealer for details

TRACKS 2027

Item	WxLxH in.	WxLxH mm	Pitch	Profile	Std on MY27 vehicle
504153304	15x128x1,35	381x3251x34	2,86		
504153350	15x128x1,75	381x3251x44	2,86		
504154393	16x128x1,6	406x3251x41	2,86	Cobra	Rave RE (129) "Enduro"
504154387	15x137x1,5	381x3487x38	2,86	Ice Ripper XT studded	Rave RE C/U & EUR
504154398	15x137x1,75	381x3487x44	2,86	Racing	Rave RS
504153162	16x128x1,75	406x3251x44	2,86		
504154377	15x137x1,25	381x3487x32	2,86	Ripsaw	Adventure Core Adventure LTD Adventure EV 3500
504152838	15x137x1,35	381x3489x34	2,86	Cobra	
504154373	15x137x1,25	381x3487x32	2,86	Ice Ripper XT studded	
504154394	15x137x1,6	381x3487x41	2,86	Cobra	Rave RE EUR
504154395	15x146x1,6	381x3705x41	2,86	Cobra	Xterrain Core
504154783	14x120x0,75	355x3050x19	2,86	Low Fuel Family	Adventure EV
504154396	15x146x1,6	381x3705x41	2,86	Ice Cobra (studded)	
504154889	15x146x1,5	381x3705x38	2,86	Ice Storm	Xterrain RE 903TR C/U
504155042	15x146x2	381x3705x51	2,86	PowderMax	Xterrain Core Xterrain LTD Xterrain RE
504154656	15x146x2,5	381x3705x64	2,86	PowderMax	Shredder RE 3700 Shredder Core 3700
504155022	15x147x3	381x3734x76	3,5	PowderMax X-Light	Shredder RE 3700
504154685	15x154x2,5	381x3923x64	2,86	PowderMax	Shredder Core 3900 Brutal RE 400mm
504154496	15x154x2,5	381x3912x64	3,5	PowderMax Light	
504154686	15x154x3	381x3912x76	3,5	PowderMax X-Light	Shredder RE 3900 Shredder DS 3900
504154453	15x154x3	381x3912x76	3,5	PowderMax3 LgtLarge	
504154684	15x165x3	381x4190x76	3,5	PowderMax X-Light	Shredder DS 4100
504154454	15x165x3	381x4190x76	3,5	PowderMax3 LgtLarge	
504152803	16x137x1,75	406x3487x44	2,86		
504153293	16x137x2,2	406x3487x56	2,86	PowderMax Flex Edge	
504153103	16x137x2,25	406x3487x57	2,86		
504152987	16x146x1,5	406x3705x38	2,86	Deep Snow Glider	
504154399	16x146x2	406x3705x51	2,86	PowderMax	
504153198	16x146x2,5	406x3705x64	2,86	PowderMax Flex Edge	
504153008	16x146x2,5	406x3705x64	2,86	PowderMax	
504153349	16x153x3	406x3886x76	3	PowderMax III	
504154390	16x154x1,5	406x3912x39	2,86	Deep Snow Glider	
504154391	16x154x1,5	406x3912x39	2,86	Charger	49Ranger Core
504154704	16x154x2	406x3912x51	2,86	PowderMax	
504154404	16x154x2,5	406x3912x64	2,86	PowderMax II	49 Ranger PRO
504153199	16x154x2,5	406x3912x64	2,86		
504153791	16x154x2,5	400x3912x64	3,5	PowderMax Light FlexEdge	
504153785	16x154x3	400x3912x76	3,5	PowderMax Light	
504153276	16x163x1,5	406x4141x39	2,86		
504153401	16x163x2,3	406x4141x59	2,86	PowderMax	
504153016	16x163x2,3	406x4141x59	2,86		
504153792	16x163x2,5	406x4120x64	3,5	PowderMax Light	
504153786	16x165x3	406x4120x76	3,5	PowderMax Light	
504152817	20x154x1,25	500x3912x32	2,86		
504153036	20x154x1,25	500x3912x32	2,86	Studded	
605613004	20x154x1,5	500x3912x38	2,86		
504154707	20x154x1,5	500x3912x38	2,86	Cobra Silent Track	
504154708	20x154x1,5	500x3912x38	2,86	Ice Cobra studded	
504154996	20x154x1,5	500x3912x38	2,86	Cobra Silent Slide	59 Ranger 600 EFI & 600 Ace
504154997	20x154x1,5	500x3912x38	2,86	Ice Cobra Silent Slide	Commander Limited & 59Ranger Alpine
504154709	20x154x1,75	500x3912x44	2,86	PowderMax	
504155057	20x154x1,75	500x3912x44	2,86	PowderMax	Commander Core Commander Limited Commander RE 59 Ranger PRO
504154711	20x154x2,35	500x3912x60	2,86	PowderMax	
504155058	20x154x2,35	500x3912x60	2,86	PowderMax	Brutal RE 500mm
504153928	24x156x1,25	600x3968x32	2,52		
504153927	24x156x1,25	600x3968x32	2,52	Studded	
504154712	24x154x1,5	600x3968x38	2,86	Cobra Silent Track	69 Ranger Pro
504154714	24x154x1,5	600x3968x38	2,86	Ice Cobra studded	69 Ranger Alpine
504153248	24x156x1,75	600x3968x44	2,52	Cobra	

DRIVE BELTS

600 ACE
417300585

600 EFI
417300586

600RR E-TEC
(Not Shredder 600RR)
900 ACE
417300551

900 ACE Turbo (130 hp)
417300558

850 E-TEC Turbo R
(Marketing Area C/U / ASIA)

850 E-TEC
900 ACE Turbo R
600RR E-TEC
(Shredder 600RR)
417300571

850 E-TEC Turbo R
(Marketing area Europe)
850 E-TEC Turbo R with
water injection system
417300574



APPAREL

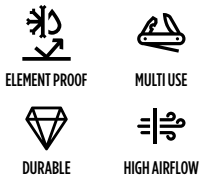
- 118** Shell layer comparison chart
- 120** Stamina
- 125** Squadron
- 126** Riding gear – product families
- 127** Technology guide: Sympatex
- 128** Technology guide: Primaloft
- 129** Apparel technologies
- 131** Radiant Electronics Pocket
- 132** Quantum
- 136** How to layer right
- 137** Tec Layer
- 138** Racing
- 140** Lynx x Svala
- 144** Oxygen Helmets
- 146** Advex Helmets
- 148** Vibe Communication System
- 150** Pyra Helmets
- 151** Exome Helmets
- 152** Rayvik Helmets
- 154** M-Forge, eLinQ and Fidlock technologies
- 156** Goggles
- 158** Bags
- 159** Handwear
- 160** Headwear
- 162** Sportswear
- 167** Footwear
- 168** Kidswear
- 170** How to measure

TRAIL & CROSSOVER & ADVENTURE
STAMINA

DS, CROSSOVER & MULTIUSE
SQUADRON



LYNX STAMINA ENDURO 2.0 STX JACKET



LYNX STAMINA TRAIL JACKET



LYNX STAMINA TRAIL RE JACKET



LYNX SQUADRON MOTION JACKET & HIGHPANTS



DESCRIPTION AND TERRAINS

- Comfortable ultra high performance jacket for riding trail and off trail.
- Sympatex fabrics and mid-weight insulation.

PERFORMANCE



- 100% windproof and waterproof.
- Highly breathable.
- Mid-weight insulated.

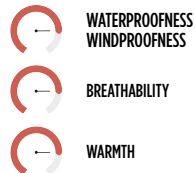
KEY BENEFITS:

- No-frills shell.
- Max airflow.
- Max mobility.

DESCRIPTION AND TERRAINS

- Warmly insulated jacket for Trail, Crossover, Adventure & Utility segments.

PERFORMANCE



- 100% Windproof and waterproof.
- Breathable.
- 170 g of Primaloft® insulation.

KEY BENEFITS

- Windproof.
- Reflective.
- Fleece lined.

DESCRIPTION AND TERRAIN

- Warm jacket with a racing look.
- Use on trails.

PERFORMANCE



- 100% Windproof and waterproof.
- Breathable.
- 170 g of Primaloft® Black insulation.


KEY BENEFITS

- 100% seams and logos sealed
- Radiant Core technology to keep warm

DESCRIPTION AND TERRAINS

- Lightly insulated multifunctional Stretch Shell Jacket and Highpants for Crossover and Deep Snow rider.

PERFORMANCE



- 100% Windproof and waterproof
- Breathable.
- Light 40/60 grams Youngone Eco-Loft Heat Soft® insulation.

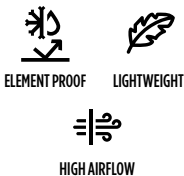
KEY BENEFITS:

- Light and multifunctional with Stretch Shell fabric.
- Body mapped insulation areas.

MOUNTAIN & DEEP SNOW
QUANTUM



LYNX QUANTUM 2.0
JACKET



SHELL MATERIAL
Sympatex 2-Ply Laminated Polyester

DESCRIPTION AND TERRAIN
• Flexible and adaptable shell
• Specially designed for active riding in deep

PERFORMANCE

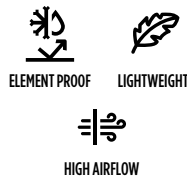


- 100% windproof and waterproof
- Highly breathable
- Non-insulated

KEY BENEFITS
• Cordura fabric
• New added feature Electronics pocket
• Improved Athletic Fit



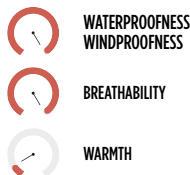
LYNX QUANTUM 2.0
HIGHPANTS



SHELL MATERIAL
Sympatex 2-Ply Laminated Polyester

DESCRIPTION AND TERRAIN
• Flexible and adaptable shell
• Specially designed for active riding in deep

PERFORMANCE

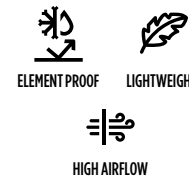


- 100% windproof and waterproof.
- Highly breathable.
- Non-insulated.

KEY BENEFITS
• Cordura fabric.
• Improved Athletic Fit.
• Primaloft Gold insulation and fleece lining on seat



LYNX QUANTUM 2.0
ONE-PIECE SUIT



SHELL MATERIAL
Sympatex 2-Ply Laminated Polyester

DESCRIPTION AND TERRAIN
• Flexible and adaptable shell
• Specially designed for active riding in deep

PERFORMANCE



- 100% windproof and waterproof.
- Highly breathable.
- Non-insulated.

KEY BENEFITS
• Cordura fabric.
• New added feature Electronics pocket.
• Improved Athletic Fit.
• Primaloft Gold insulation and fleece lining on seat.

PUSH HARDER. GO FURTHER. RIDE LONGER.

Stay warm, dry and comfortable even in the harshest conditions.

Arctic winds. Ice. Sub-zero temperatures. Whatever the winter throws at you won't stop you from going all the way: experiencing your longest and wildest adventure yet, or getting the job done. So grab that extra hour on the snow. One more trail. One more mile. First on, last off. All winter.

STAMINA



Experience the most comfortable insulated riding gear for most demanding rides. The original Lynx Stamina provides ultimate protection and ultra high performance for even the harshest riding conditions. With Sympatex fabrics and mid-weight insulation it will keep you warm and dry whether you're carving up trails or exploring the woods.

STAMINA TRAIL

Warmly insulated jacket for Trail, Crossover, Adventure & Utility segments.



WARMTH



MULTI USE



REFLECTIVE VISIBILITY



STAMINA ENDURO 2.0

This crossover jacket with Sympatex fabrics keep you warm and dry whether you're carving up trails, exploring the woods or in open space. Most comfortable insulated riding gear for most demanding rides. For Lynx customers who demand technical qualities and workable gear in many environments and conditions.



ELEMENT PROOF



MULTI USE



DURABLE



HIGH AIRFLOW



STAMINA

ENDURO



NEW

Black (90)

LYNX STAMINA ENDURO 2.0 STX JACKET

650350

S, M, L, XL, 2XL, 3XL

DESCRIPTION AND TERRAIN:

- High-performance, lightly insulated Sympatex jacket with athletic fit for active Crossover and Trail riding.

FEATURES AND TECHNOLOGIES:

- PFAS free.
- 2-ply Sympatex® membrane with lifetime warranty.
- 100% sealed seams and logos.
- 60 g PrimaLoft® Black Pure insulation.
- Waterproof YKK® AquaGuard® zippers.
- Radiant Electronics pocket! Designed to keep your devices protected from water and cold.
- Easy access front Chest and Back venting for optimal thermoregulation.
- Powder skirt.
- Hem, collar and wrist adjustment.
- Inner microfleece cuff.
- Reflective elements for optimal visibility in lowlight conditions.
- Lynx Embroideries.
- Reinforcement fabric at elbow and shoulder areas.

PERFORMANCE



WATERPROOFNESS



BREATHABILITY



WARMTH

KEY BENEFITS



SYMPATEX SHELL



MAX AIRFLOW



MAX MOBILITY

STAMINA

TRAIL

MEN

WOMEN



NEW

Black (90), Fire Red (06)

Dark Navy (16)

LYNX STAMINA TRAIL JACKET

Lynx Stamina Trail Jacket

650370

S, M, L, XL, 2XL, 3XL

Lynx Stamina Trail Jacket W

650168

XS, S, M, L, XL, 2XL

DESCRIPTION AND TERRAIN:

- Warmly insulated jacket for Trail, Crossover, Adventure & Utility segment.

FEATURES AND TECHNOLOGIES:

- PFAS free
- 100% seams and logos sealed.
- Radiant Core technology to keep warm.
- Waterproof, breathable and windproof.
- 170 g of PrimaLoft® Black Pure insulation (200 g insulation on removable collar).
- Additional removable collar to seal air entry.
- 2 hand pockets, 1 napoleon pocket with goggle cloth and 1 inner mesh pocket.
- 1 Chest pocket.
- Reflective details for maximum visibility.
- Polar fleece at front body and top arms for added warmth.
- Top center front flap and underflap insulated for heat retention and wind protection.
- E-LinQ system for wire cable.
- Powder skirt.
- Underarm vent
- Articulated sleeves.
- Adjustable cuffs with thumb hole gaiter.
- YKK zippers throughout and YKK AquaGuard at hand pockets and chest pocket.
- Cell-Phone pocket.
- Hi-Vis coloration optimal for Work and Utility users.

PERFORMANCE



WATERPROOFNESS



BREATHABILITY



WARMTH

KEY BENEFITS



WINDPROOF



REFLECTIVE



FLEECE LINED

STAMINA

TRAIL

MEN

WOMEN



NEW

Black (90)

NEW

Black (90)

LYNX STAMINA TRAIL PANTS

Lynx Stamina Trail Pants 651302

S, M, L, XL, 2XL, 3XL

Lynx Stamina Trail Pants W 651150

XS, S, M, L, XL, 2XL

DESCRIPTION AND TERRAIN:

- Warmly insulated, functional pants for Trail, Crossover, Adventure & Utility segment.

FEATURES AND TECHNOLOGIES:

- PFAS free.
- Waterproof, breathable and windproof.
- 170 g of PrimaLoft® Black Pure insulation all over.
- 100% seams and logos sealed.
- Polar fleece at seat.
- Preshaped and padded knees.
- Reinforcement fabric on high wear areas.
- Ladies' version: drop seat design

PERFORMANCE



WATERPROOFNESS



BREATHABILITY



WARMTH

KEY BENEFITS



WINDPROOF



BUILT-IN PROTECTION



WARM SEAT

MEN

WOMEN



Orange (12)

Raspberry (39)

LYNX STAMINA TRAIL RE JACKET

Lynx Stamina Trail RE Jacket 650187

S, M, L, XL, 2XL, 3XL

Lynx Stamina Trail RE Jacket W 650190

XS, S, M, L, XL, 2XL

DESCRIPTION AND TERRAIN:

- Warm jacket with a racing look.
- Use on trails.

FEATURES AND TECHNOLOGIES:

- 100% windproof and waterproof.
- Breathable.
- 170 g of PrimaLoft® Black insulation.
- 100% seams and logos sealed.
- Radiant Core technology to keep warm.
- Additional removable collar to seal air entry.
- 2 handpockets, 1 napoleon pocket with chamois and 1 inner mesh pocket.
- 360° reflective details for maximum visibility.
- Polar fleece at front body and top arms for added warmth.
- Double center front flap insulated for heat retention and wind protection.
- E-LinQ system wire cable.
- Powder skirt.
- Underarm vent
- Shaped sleeves.
- Adjustable cuffs with thumb hole gaiter.
- YKK zippers throughout and YKK AquaGuard at hand pockets
- Cell-Phone pocket.
- Large Lynx Racing print

PERFORMANCE



WATERPROOFNESS



BREATHABILITY



WARMTH

KEY BENEFITS



WINDPROOF



REFLECTIVE



FLEECE LINED

STAMINA

ARCTIC



Charcoal Grey (07)

LYNX STAMINA ARCTIC JACKET

650155 • S, M, L, XL, 2XL, 3XL

DESCRIPTION AND TERRAIN:

- Stamina Arctic, the multifunctional hero jacket for trail, adventure and utility
- The warmest trail outerwear in our collection with modern 3 in 1 Utility Parka jacket

FEATURES AND TECHNOLOGIES:

- 100% windproof, waterproof and highly breathable membrane.
- 170g of PrimaLoft® Gold insulation with a removable lining jacket with 60g of PrimaLoft® Gold.
- Lining jacket can be worn as its own and as additional warmth.
- 2 ply Sympatex membrane technology with lifetime warranty.
- 100% seams and logos sealed.
- Waterproof YKK zippers
- Removable hood.
- Center front flap for wind protection.
- Fleece inside collar and softshell collar edge
- Preshaped sleeves and elbows
- E-LinQ system for wire cable.
- Underarm vents.
- 2 Large Chest pockets to carry extra cargo
- 2 spacious hand pockets at front, 1 sleeve pocket - in the chest pocket a microfiber cloth to wipe goggles
- Cell phone pocket and beanie mesh pocket inside
- D-ring killer loop at hem right side, adjustable hem with elastic and toggle on both side
- Reflective taping at sleeves and back yoke.
- Lynx-logo embroideries at chest pocket, sleeve and hood
- Adjustable cuffs with thumb hole gaiter
- Snow gaiter on waist

PERFORMANCE



WATERPROOFNESS



BREATHABILITY



WARMTH

KEY BENEFITS



MAX WARMTH



ELEMENT PROOF



HIGH AIRFLOW

STAMINA

FLOAT



Black (90)

LYNX STAMINA FLOAT JACKET

650163 • S, M, L, XL, 2XL, 3XL

DESCRIPTION AND TERRAIN:

- Integrated ExoFloat System for flotation assistance in the event of ice breakthrough.
- Ideal for active Crossover riding.
- Self-floating style. Does not require pants with ExoFloat System.

FEATURES AND TECHNOLOGIES:

- 2-ply Sympatex® membrane with lifetime warranty.
- Color accent on hood and reflective accent on shoulders for optimal visibility.
- Accessible whistle pocket for safety.
- Underarm zippered vents.
- D-ring at bottom hem.
- Bonded lycra cuff with thumb hole.
- Removable hood with hood clip attachment.
- 2-way zipper to improve comfort in sitting position.
- Chest pocket with water resistant zipper.
- 2 hands pocket with water resistant zipper.
- Fully Seam Sealed.
- Removable powder skirt.
- eLinQ cable management system.

PERFORMANCE



WATERPROOFNESS



BREATHABILITY



WARMTH

KEY BENEFITS



ELEMENT PROOF



FLOTATION ASSISTANCE



HIGH AIRFLOW

SQUADRON

MOTION



NEW

Blue (80), Fire Red (06)

SQUADRON MOTION JACKET

650174 • S, M, L, XL, 2XL, 3XL

- Partly insulated multifunctional Stretch Shell jacket for Crossover and Deep Snow rider.

FEATURES AND TECHNOLOGIES:

- PFAS free
- Waterproof, breathable and windproof
- Light 40 g Youngone Eco Loft Heat Soft® insulation on front chest & sleeve top
- All seams sealed
- Preshaped sleeves and elbows
- Removable hood
- Adjustable collar
- Waterproof YKK zippers
- 2 ventilation at back underarm with mesh
- 2 spacious chest pockets, 2 hand pockets
- 1 inner chest pocket; water & vapour proof pocket for cell phone etc.
- 1 inner mesh pocket
- E-LinQ system for wire cable.
- Adjustable cuffs with thumb hole gaiter
- D-ring killer loop at hem right side
- Reflective details for maximum visibility

PERFORMANCE

WATERPROOFNESS



BREATHABILITY



WARMTH

KEY BENEFITS

ELEMENT PROOF



LIGHTWEIGHT



MULTI USE



NEW

Black (90)

SQUADRON MOTION HIGHPANTS

651152 • S, M, L, XL, 2XL, 3XL

- Lightly insulated multifunctional Stretch Shell Highpants for Crossover and Deep Snow rider.

FEATURES AND TECHNOLOGIES:

- PFAS free.
- Waterproof, breathable and windproof.
- All seams sealed.
- Reinforcement fabric on high wear areas.
- Light 40/60 grams Youngone Eco Loft Heat Soft® Body mapped insulation.
- Bib construction for extra cover.
- 2-way Waterproof YKK Center front zipper.
- Full-length side zippers.
- Elastic construction at back waist for flexibility.
- Adjustable waist.
- Adjustable suspenders, crossed at back.
- One spacious cargo pocket.
- Preshaped and padded knees with removable knee pads.
- Flexible storm gaiters with snap system attachment to boots.
- Waterproof YKK zippers.
- Reflective details for maximum visibility.

PERFORMANCE

WATERPROOFNESS



BREATHABILITY



WARMTH

KEY BENEFITS

ELEMENT PROOF



LIGHTWEIGHT



MULTI USE

RIDING GEAR – PRODUCT FAMILIES

❄️ ACTIVE RIDERS
NO INSULATION

🔥 PASSIVE RIDERS
WARMEST



QUANTUM

Active mountain wear, with no insulation, made for layering. No insulation 0g

SQUADRON

For the crossover rider, active in and off the trails. Squadron 40/60 Body Mapped

STAMINA ENDURO 2.0

Affordable offer for trail passive riding. 60g

STAMINA TRAIL

Affordable offer for trail passive riding. 170g

STAMINA FLOAT

Floating offer, for trail riding and lakes. 200g + Float membr.

STAMINA ARCTIC

The warmest offer for trail passive riding. 170g + 60g



Pair these Lynx jackets with any Lynx Shell or insulated pants!
For example Quantum 2.0, Squadron Motion or Stamina Trail.





SYMPATEX KEY TECHNOLOGIES

PERFORMANCE

Re>Think Performance - Dynamic Breathability

In contrast to other membrane technologies, the poreless compact Sympatex membrane is based on a physical and chemical principle. The water-attracting (hydrophilic) part of the membrane absorbs the moisture from the body and emits it to the outside by evaporation. The water vapour molecules are transported outwards along the hydrophilic molecular chains. The molecular structure (hydrophilic components) of the Sympatex membrane swells in moisture and therefore provides space for water vapour transport and fast evaporation.



COMFORT IS FREEDOM

Nature's Best

Loft
Lightweight
Soft
Packable

PRIMALOFT®



Science's Best

Rebels Water
Warm When Wet
Dries Faster

The PrimaLoft® logo is your cue that you're getting the highest performing materials for comfort in any condition.



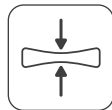
Warmth without bulk

A high warmth-to-weight ratio means you don't need bulk to stay warm



Water-resistant

Absorbs less moisture from the start so you stay drier and warmer



Packable

Packs down easily for stashing in tight spaces



Lightweight

All the warmth you need with little weight



Superior softness


Enjoy unsurpassed softness that feels great on your body and contributes to a flattering fit

DISCOVER MORE AT [PRIMALOFT.COM](https://www.primaloft.com)

PrimaLoft® is a registered trademark of PrimaLoft, Inc. ©2021 PrimaLoft, Inc.


TECHNOLOGIES

OUR RIDING GEAR AND TECHNICAL WEAR ARE BUILT WITH ADVANCED TECHNOLOGIES THAT PROTECT YOU WITH WARMTH, WATERPROOFNESS, LIGHTWEIGHT AND BREATHABILITY.



PRIMALOFT®

A high-performance insulation with the full spectrum of benefits to brave the elements. Warmer, drier, softer and more compressible than any other synthetic insulation.



sympatex®

SYMPATEX®

Coatings that provide maximum waterproofness, windproofness and breathability.



CONNECTOR SYSTEM

Some of our Lynx jackets have provisions built in for a heated shield wire - riders can leave the wire in the jacket securely fastened and out of the way.



RADIANT CORE

Reflects heat back towards you for reliable, all-day warmth even at high speeds.



YKK

We use the world's best - YKK zippers - recognized for quality and reliability.

REINFORCEMENT FABRIC

Often added to garment zones that need extra durability, such as arms, back hem, inner legs, and crotch for tough yet flexible comfort.

CORDURA®

HOW TO FIND A PERFECT DEEP SNOW SUIT FOR YOU

QUANTUM 2.0 ONE-PIECE SUIT



KEY BENEFITS



ELEMENT PROOF



LIGHTWEIGHT



HIGH AIRFLOW

sympatex® **CORDURA**

QUANTUM 2.0 JACKET AND PANTS



KEY BENEFITS



ELEMENT PROOF



LIGHTWEIGHT



HIGH AIRFLOW

sympatex® **CORDURA**

SQUADRON MOTION JACKET AND PANTS



KEY BENEFITS



ELEMENT PROOF



LIGHTWEIGHT



MULTI USE

ecoloft

RADIANT

ELECTRONICS POCKET

HIGHLY WATER RESISTANT,
INSULATED CHEST POCKET FOR
PROTECTING ELECTRONIC DEVICES
FROM WATER AND COLD.



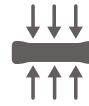
WARMTH
WITHOUT
WEIGHT



THERMAL
BARRIER



WATER
PROOF




COMPRESSION
RESISTANCE



DURABLE



LIGHTWEIGHT



FREE TO
MOVE.
FREE TO
FOCUS ON
THE RIDE.

QUANTUM

On the mountain it's just you and your sled.

No distractions, no interruptions, no compromise. You wouldn't let anything come between you and your ride. Not now, when you're living so fully for and in the moment. Ready to drill deeper into drifts and drives. You and your crew, concentrated on one common goal: **conquering the deep snow.**



CONQUER THE DEEP SNOW WITH NON-COMPROMISE TECHNICAL GEAR

The original Lynx Quantum riding gear offers you the best lightweight performance for mountain and deep snow riding. High-end shell clothing with Cordura fabrics and Sympatex membrane has been developed to meet every freerider's demands.

QUANTUM 2.0

- Flexible and adaptable shell that is specially designed for active riding in deep snow. New Radiant-technology.
- 100% waterproof & windproof, optimally breathable Sympatex material
- Cordura reinforcement fabric on high wear areas
- Two-way water repellent YKK zippers on front



QUANTUM

2.0 JACKET AND PANTS

MEN

WOMEN



NEW Blue (80),
NEW Mixed Color (18), Wine (32)

Wine (32)

LYNX QUANTUM 2.0 JACKET

650169
 XS, S, M, L, XL, 2XL, 3XL

650185
 XS, S, M, L, XL, 2XL

- Flexible and adaptable shell.
- Specially designed for active riding in deep snow

FEATURES AND TECHNOLOGIES:

- 2-ply Sympatex membrane technology with lifetime warranty.
- 100% sealed seams and logos.
- Cordura reinforcement fabric on high wear areas
- Water repellent YKK zippers through out
- **NEW** Electronics pocket! Designed to keep you devices protected from water and cold
- Removable hood
- Powder skirt
- Mesh lining
- Backpack friendly chest venting
- Two-way water repellent YKK front zipper
- One large chest pocket, hand pockets
- Reflective details for optimized visibility
- Ladies' version: women's Fit.

PERFORMANCE



WATERPROOFNESS



BREATHABILITY



WARMTH NON-INSULATED

KEY BENEFITS



NO FRILLS SHELL



ELEMENT PROOF



MAX AIRFLOW

MEN

WOMEN



Black (90)

Black (90)

LYNX QUANTUM 2.0 HIGHPANTS

651151
 XS, S, M, L, XL, 2XL, 3XL

651160
 XS, S, M, L, XL, 2XL

- Flexible and adaptable shell.
- Specially designed for active riding in deep snow

FEATURES AND TECHNOLOGIES:

- 100% waterproof, 100% windproof, optimally breathable Sympatex material
- Primaloft Gold insulation and fleece lining on seat
- Cordura reinforcement fabric on high wear areas
- High front and back bib
- Panels with stretch fabric on waist
- One bib chest pocket, one-sided cargo pockets
- Shaped, reinforced and padded knees
- Removable knee pads
- 2-way front and full-length side water repellent YKK zippers
- Water repellent YKK zippers through out
- Storm gaiters with boot to lace snap connector
- Reflective details for optimized visibility.

PERFORMANCE



WATERPROOFNESS



BREATHABILITY



WARMTH NON-INSULATED

KEY BENEFITS



NO FRILLS SHELL



ELEMENT PROOF



MAX AIRFLOW

QUANTUM

2.0 ONE-PIECE SUIT

**LYNX QUANTUM 2.0 OPS**

650170 • XS, S, M, L, XL, 2XL, 3XL

- Flexible and adaptable shell.
- Specially designed for active riding in deep snow

FEATURES AND TECHNOLOGIES:

- 2-ply Sympatex membrane technology with lifetime warranty
- 100% sealed seams and logos
- Water-resistant YKK zippers throughout.
- **NEW** Electronics pocket! Designed to keep your devices protected from water and cold
- Removable hood
- Removable suspenders
- Backpack friendly chest venting
- Removable hood
- Two-way water repellent YKK front zipper
- Reflective details for optimized visibility
- Cargo sized pockets
- Shaped and reinforced knees
- Storm gaiters with boot to lace snap connector.

PERFORMANCE

WATERPROOFNESS



BREATHABILITY



WARMTH NON-INSULATED

KEY BENEFITS

NO FRILLS SHELL



ELEMENT PROOF



MAX AIRFLOW



Black (90), Wine (32)

Enjoying the winter is often just a matter of dressing up. We at Lynx are pioneers in equipping the riders for demanding Nordic conditions.

Using high performance fabrics and insulation, the Lynx Tec-Layer product range offers a combination of moisture management, warmth, packability and protection in changing weather conditions and multiple activities. Keep yourself comfortable even during your toughest snowmobiling adventures!

LYNX APPAREL LAYERING PIONEERS

- 1 Wearing properly layered clothing starts with a high-quality **base layer**.
- 2 **The mid layer** helps to regulate the body temperature.
- 3 **Insulated layer.** Add or adjust the warmth with insulated layer. Insulated jacket protects from the elements with additional warmth.
- 4 **Shell layer.** Choose the outermost layer based on the temperature, the length of the trip and your riding style.



4 LYNX QUANTUM 2.0 OPS 650170



LYNX X SVALA MERINO URBAN BEANIE 665308

LYNX X SVALA HYBRID BALACLAVA 665304



2



1

LYNX X SVALA CORDURA MERINO BASE LAYER TOP 659190



LYNX QUANTUM 2.0 GLOVES STX 666044



3

LYNX X SVALA CORDURA MERINO BASE LAYER BOTTOM 659191



1

LYNX X SVALA MERINO SOCKS 667116



TEC LAYER



NEW

Black (90)

LYNX TECLAYER HYBRID JACKET

659420 • XS, S, M, L, XL, 2XL, 3XL

- Light and versatile mid layer jacket for active riders.

FEATURES AND TECHNOLOGIES:

- 80g Primaloft® Black Insulation.
- Ultralight water repellent material.
- Strategically placed elastic knit material and panels with insulation.
- YKK® zippers.



NEW

Black (90)

LYNX TECLAYER HYBRID SHORTS

659421 • XS, S, M, L, XL, 2XL, 3XL

- Light and versatile mid layer shorts for active riders.

FEATURES AND TECHNOLOGIES:

- 80 g Primaloft® Black Insulation.
- Ultralight water repellent material.
- Strategically placed elastic knit material and panels with insulation.
- Higher back waist and knee length.
- 2-way YKK® zippers.



Black (90)

LYNX HYBRID OPS

650146 • XS, S, M, L, XL, 2XL, 3XL

DESCRIPTION:

Light and versatile insulated mid layer one-piece for our riders. This removable liner is a perfect piece to add versatility and warmth for under shell one-piece.

FEATURES AND TECHNOLOGIES:

- Ultralight water repellent fabric.
- Strategically placed elastic knit material and panels with insulation.
- Breathable panels.
- 80 g Primaloft® Black Insulation.
- Zipper drop seat for easy access.
- Full-length legs.
- YKK zippers.
- Packable design is great for on-the-go and travel!

PERFORMANCE



WATERPROOFNESS



BREATHABILITY



WARMTH

KEY BENEFITS



REGULATE WARMTH



MAX MOBILITY



PACKABILITY

LYNX PACKABLE DOWN JACKET

659138 • XS, S, M, L, XL, 2XL, 3XL

DESCRIPTION:

Use as a light jacket for cool dry weather or as a very warm mid layer.

FEATURES AND TECHNOLOGIES:

- Drawcord hem adjustment in pockets.
- Microfleece and Spandex at underarm vents.
- Down-blend insulation with high compression.
- Shaped sleeves.
- Sold with stowable pocket.
- Ultralight Water repellent material
- Insulation: Primaloft down blend
- Packable design is great for on-the-go and travel!



Black (90), Charcoal Grey (07)

KEY BENEFITS



REGULATE WARMTH



MULTI USE



PACKABILITY

PERFORMANCE



WATERPROOFNESS



BREATHABILITY



WARMTH

RIDE WITH YOUR TRIBE. AHEAD OF THE PACK.



Your blood pumping through the veins. Your heart pounding with excitement. The unbreakable concentration from start to finish. Your eye firmly on the prize: crossing the line and earning your place on the podium. It's the winning spirit you take from the track to your team - and the right riding gear that gives you the edge.

Carry your team colors proudly! Snowmobile racing is more than just a passion: it requires tenacity, commitment, and adequate apparel. The Lynx Racing clothing, made out of high-quality materials, provides you with functional moisture management, warmth and protection every time you hit the track. Add a final touch to your winning look, even in the days between races.

RACING



RACING



NEW

Mixed Color (18)

LYNX RACE SNOWCROSS JACKET

650360 • XS, S, M, L, XL, 2XL

- Racing look shell.

FEATURES AND TECHNOLOGIES:

- Watertight zippers throughout.
- 2 large pockets at front.
- Front and rear zippered vent.

PERFORMANCE



NEW

Mixed Color (18)

LYNX RACE SNOWCROSS PANTS

651370 • XS, S, M, L, XL, 2XL

- Shell pants with a racing look.

FEATURES AND TECHNOLOGIES:

- 85% Polyester, 13% Nylon, 2% aramid fiber
- Reinforcement fabric at in-seam and high wear areas.
- Higher back and lower front shape for optimal comfort.
- Pre-shaped knees.
- Extra grip stripes added to seating area.
- D-rings at crotch and at waist.

PERFORMANCE



Camo (37), Fire Red (06)

LYNX WARM-UP JACKET

652120 • S/M, L/XL

DESCRIPTION:

- Warm coat to wear over.
- Used by the Lynx racing team members.

FEATURES AND TECHNOLOGIES:

- Ultimate protection from freezing wind and cold weather.
- **NEW** S/M and L/XL sizes available.
- **NEW** 2 color options available.
- **NEW** D-Ring.
- Fixed hood and spacious pockets on both sides.

PERFORMANCE



LYNX[®]

Svala
OF FINLAND

With over 120 years of combined expertise on Nordic winters, Svala and Lynx bring you products designed to keep you warm and comfortable in even the most demanding conditions.

The Lynx x Svala collaboration highlights our commitment to premium layering principles.

**NYLON REINFORCED
MERINO MATERIAL!**

Merino properties with
Cordura durability!

CORDURA[®]
Advanced Fabrics

Polyamide Cordura Filament

Wool Fibre

By using a special spinning technique, where Cordura filament is twisted around Merino yarn, the result is a groundbreaking durable and lightweight natural Merino base layers.

Warm, Comfortable (no itch),
Extremely Durable, Odour-resistant.

- Unisex
- Slim-fit
- Flat seams
- Round neckline
- Longer hem at the back
- UV blocking Merino/Cordura knit

KEY FEATURES



Groundbreaking
durable Merino
Cordura knit



Lightweight Natural merino
with all the exceptional
Merino wool properties

KEY BENEFITS

Enhanced abrasion resistance
Extremely durable proven by testing
Warm, comfortable -breathable
Moisture management
Thermal regulation



Black (90)



Black (90)

LYNX X SVALA CORDURA MERINO BASE LAYER

TOP
659190

BOTTOM
659191

XS, S, M, L, XL, 2XL, 3XL

DESCRIPTION:

Warm, comfortable -no itching, breathable, odour-resistant, extremely durable, UV blocking Merino/Cordura knit.

FEATURES AND TECHNOLOGIES:

- New Nylon reinforced merino material.
- Merino properties with Cordura durability
- Unisex
- Slim-fit
- Flat seams

TOP

- Round neckline
- Longer hem at back

BOTTOM

- Elastic waistband



Black (90)



Black (90)

LYNX X SVALA MERINO BASE LAYER

TOP
659149

BOTTOM
659150

2XS, XS, S, M, L, XL, 2XL, 3XL

DESCRIPTION:

The knit has a technical two-layer construction with an inner layer of moisture-wicking polypropylene and an outer layer of SuperWash and moth-protected merino wool. Inherently antibacterial.

FEATURES AND TECHNOLOGIES:

- Unisex
- Slim-fit
- Flat seams

TOP

- Round neckline
- Longer hem at back.

BOTTOM

- Elastic waistband



Black (90)



Black (90)

LYNX X SVALA MESH BASE LAYER PRO**TOP**
659147**BOTTOM**
659148

2XS, XS, S, M, L, XL, 2XL, 3XL

DESCRIPTION:

Worn against the skin, the moisture-wicking antibacterial mesh knit stores air in its loops, which means that the product has a heat-balancing effect regardless of the level of activity. This means that it stays cool in the heat and provides warmth in the cold. This garment performs superbly as a base layer during heavy exercise, even if temperatures drop as low as -15°C. Can be worn underneath a thermal layer in which case it wicks moisture to the external clothing layer, airs and creates a warming air layer on top of your skin.

FEATURES AND TECHNOLOGIES:

- Unisex.
- Slim-fit.
- Flat seams.
- Round neckline.
- Longer hem at back.

BOTTOM

- Elastic waistband



Black (90)

LYNX X SVALA POWERSTRETCH PRO JACKET

659143 • 2XS, XS, S, M, L, XL, 2XL, 3XL

DESCRIPTION:

An elastic and warm fleece jacket for work and leisure. This jacket is made of high-quality Polartec Power Stretch Pro with a moisture-wicking fleece on the inside and a wear-resistant lint-free polyester on the outside.

FEATURES AND TECHNOLOGIES:

- Unisex.
- Slim-fit.
- Front zipper.
- Chest pocket.
- Two front pockets.
- Flat seams.
- Thumb loops.



Black (90)

LYNX X SVALA MERINO LOUNGE PANTS

659146 • 2XS, XS, S, M, L, XL, 2XL, 3XL

DESCRIPTION:

Elastic and cosy merino pants for leisure. They are actually so Trendy that you want to wear them at town and everywhere. These pants are made of 100% high-quality merino wool knit.

FEATURES AND TECHNOLOGIES:

- Unisex.
- Slim-fit.
- Side pockets.
- Elastic waistband.
- Flat seams.



Grey (09), Red (30)

LYNX X SVALA MERINO URBAN BEANIE

665308 • S, M, L

DESCRIPTION:

Extra fine merino beanie, equally at home in the city, the forest or whatever the temperature or time of year. There is no prickliness or itching under this beanie there is no hair itching thanks to the natural properties of merino wool.

FEATURES AND TECHNOLOGIES:

Fold over cuff.



Black (90)

LYNX X SVALA MERINO SOCKS

667116 • S, M, L, XL

DESCRIPTION:

Technical warm merino socks especially for colder conditions.

FEATURES AND TECHNOLOGIES:

- Long elastic cuff keeps socks in place.
- The inner surface with comfortable merino terry keeps the feet dry and warm.
- Socks stay dry, odorless and fresh for longer.



Black (90)

LYNX X SVALA MERINO ACTIVE SOCKS

667117 • S, M, L, XL

DESCRIPTION:

Warm merino socks for active riding and varying conditions.

The soft Merino knit keeps the feet dry and warm. Socks stay odorless and fresh for longer.

FEATURES AND TECHNOLOGIES:

- Elastic structure of cuff keeps socks in place.
- Seamless foot prevents abrasion.

OXYGEN FLOW HELMET

THE OXYGEN BETTER THAN EVER



Our best-selling helmet now better than ever with a new adjustable ventilation system. Manage the temperature by up to 10 degrees inside the helmet. Aim for the best comfort in a high-tech, feature-rich package.

Safety and comfort combine in a high-tech, feature-rich package in the Oxygen Flow Helmet. This DOT-certified helmet is built with a lightweight M-FORGE composite shell in two sizes for a better, more comfortable fit. When visibility is key, the maskless experience offers an unobstructed panoramic field of vision, while anti-fog and anti-scratch lenses let you see clearly. The heated visor and retractable heating amber chamber for the sun visor help keep your sight lines clear regardless of the conditions. The Oxygen Helmet also boasts noise-reducing technology, an optional front LED and battery-free rear LED, and it's ready to receive a communication system so you can stay in touch with your fellow riders.



PERFORMANCE:



LIGHTWEIGHTNESS

AIRFLOW

WARMTH


KEY BENEFITS:



HEATED

WIDE FIELD
OF VIEW

DOT AND ECE
CERTIFIED



HEATED VISOR



NOISE CANCELLING SYSTEM



ADJUSTABLE AIRFLOW VENTS



HELMETS

OXYGEN



Black (90), Matte Black (93), White (01)

OXYGEN FLOW HELMET (DOT)

929087 • XS, S, M, L, XL, 2XL, 3XL

Oxygen Helmet (DOT) with lightweight M-FORGE Composite shell.

OXYGEN FLOW HELMET FEATURES AND TECHNOLOGIES:

- Includes a rear removable curtain and a vent in the chin curtain for extra airflow.
- Neck skirt to reduce air intrusion.
- 1850 g ± for size large.



Black (90)

OXYGEN FLOW CARBON HELMET (DOT)

929095 • XS, S, M, L, XL, 2XL, 3XL

Oxygen Carbon Helmet with lightweight M-FORGE carbon composite shell.

OXYGEN FLOW CARBON HELMET FEATURES AND TECHNOLOGIES:



- Large neck skirt with vent.
- Rear removable curtain.
- 1750 g ± for size large.

OXYGEN HELMET – COMMON FEATURES AND TECHNOLOGIES:

- Visor Ventilation: Visor equipped with an adjustable ventilation system to adjust the temperature inside the helmet according to the weather conditions. Our tests have shown a temperature reduction up to 10°C compared to the visor without a vent.
- 4-year limited warranty.
- Sun visor heated chamber.
- Amplified heated visor with pivot contact system.
- Retractable amber sun visor.
- Prescription eyeglasses friendly.
- Adjustable humidity extractor vents.
- Unobstructed panoramic field of vision for an incredible maskless riding experience.
- Durable anti-fog and anti-scratch coatings.
- NCS System: Reduces noise.
- Robust detents allow precise opening adjustments for airflow.
- Optional front LED utility light.
- Lightweight battery-less rear LED light for added rider safety.
- E-LinQ rear magnet connector.
- Offered with amber sun visor for best vision in snow conditions.
- Ready to receive communication system.
- Operate all features with gloved hands.
- 2 shell sizes for better fit and comfort.
- Ratcheting quick-release chin strap.
- Recyclable helmet shell for minimal environmental impact.
- Aerodynamic shape to reduce neck fatigue.
- D.O.T. certified.

ADVEX HELMET

If versatility were a helmet, it would be the Advex. Built for the active rider, the helmet adapts to temperature changes better than the competition to perform at a high level in all conditions.






PERFORMANCE:

LIGHTWEIGHTNESS	AIRFLOW	WARMTH

KEY BENEFITS:

HEATED AND NON HEATED	HIGH AIRFLOW	DOT AND ECE CERTIFIED

KEY TECHNOLOGIES (ADVEX VS OXYGEN)



What differentiates the Advex Helmet from the Oxygen? For one, the Advex is designed for the more active rider. Thanks to the M-FORCE composite shell, it delivers the same incredible performance and protection. But where it shines is in versatility: with a superior humidity management system, the Advex excels in a variety of weather conditions. Plus, the Advex's Jet-Style design means easier face access, guarantees an improved noise reduction system and gives an edgy look.

HELMETS

ADVEX



Autumn Red (14)

**LYNX ADVEX SPORT HELMET
(DOT/ECE)**

664070 • XS, S, M, L, XL, 2XL, 3XL



Black (90), Orange (12), White (01)

ADVEX SPORT HELMET

929079

XS, S, M, L, XL, 2XL, 3XL

**ADVEX SPORT HELMET
FEATURES AND TECHNOLOGIES:**

- Dual lens anti-fog visor with integrated adjustable vent.
- Optional VIBE Mesh made for winter integrated communication system.
- 1825 g ± for size large.
- 1895 g ± for size large with peak.



Fire Red (06)

**LYNX ADVEX SPORT RADIANT HELMET
(DOT/ECE)**

664071 • XS, S, M, L, XL, 2XL, 3XL



Black (90)

ADVEX SPORT RADIANT HELMET

929081

XS, S, M, L, XL, 2XL, 3XL

**ADVEX SPORT RADIANT HELMET
FEATURES AND TECHNOLOGIES:**

- Amplified heated visor visor with pivot contact system with integrated adjustable vent.
- Sun visor heated chamber.
- E-LinQ rear magnet connector.
- Lightweight battery-less rear LED light for added rider safety.
- Optional VIBE Mesh made for winter integrated communication system, with never lose power feature when plugged in.
- 1895 g ± for size large.
- 1965 g ± for size large with peak.

ADVEX HELMET – COMMON FEATURES AND TECHNOLOGIES:

- 4-year limited warranty.
- Lightweight M-FORGE® Composite shell.
- Innovative and safe full face access opening.
- Adjustable and easily removable peak.
- Retractable amber sun visor for best vision in snow conditions.
- Prescription eyeglasses friendly.
- Adjustable humidity extractor vents.
- NCS System: Reduces noise.
- Optional side LED utility light.
- Neck skirt to reduce air intrusion.
- Humidity control with breathguard mask system.
- Operate all features with gloved hands.
- 2 shell sizes and 4 EPS size for better fit and comfort.
- Ratcheting quick-release chin strap.
- Recyclable helmet shell for minimal environmental impact.
- Aerodynamic shape to reduce neck fatigue.
- D.O.T. and ECE 2206 certified.

VIBE COMMUNICATION SYSTEMS

KEY TECHNOLOGIES

Built in partnership with Sena for BRP, the Vibe communication systems delivers unparalleled connectivity and versatility when you ride. Working as an extension of the vehicle's ecosystem. Use the 10.25" touchscreen display of your Lynx sled to access unique functions to go above and beyond.

Opt for the Vibe Universal comm system for the most versatility. Compatible with most helmets. Go one step further with the fully integrated vibe and the advex plus the Lynx exclusive E-LinQ accessory system.



DID YOU KNOW ABOUT VIBE AND THE BRP GO! APP?

Ready, set, go! Set up and manage the Vibe communication system in no time directly in the free BRP GO! mobile app. You can check the battery level, change the device language, and much more!

- INCREDIBLE MESH RANGE BY SENA (2 KM)
- UNPARALLELED TALK TIME UP TO 12 HOURS
- UNIVERSAL FIT AND EASY TOOL-LESS ASSEMBLY ON ALL BRP HELMETS
- AMAZING SOUND BY HARMAN/KARDON*
- UNLIMITED TALK TIME WITH E-LINQ POWER (VIBE PAIRED WITH ADVEX)



SENA OPEN MESH
INTERCOM



GROUP MESH
INTERCOM:
UP TO 24 RIDERS



INTERCOM UP TO 2KM
IN OPEN TERRAIN



MULTI-LANGUAGE
VOICE COMMAND



COMPARATIVE CHART

HELMETS COMPATIBILITY

	VIBE	VIBE UNIVERSAL
ADVEX	<input checked="" type="checkbox"/>	<input type="checkbox"/>
OXYGEN	<input type="checkbox"/>	<input checked="" type="checkbox"/>
EXOME	<input type="checkbox"/>	<input checked="" type="checkbox"/>
PYRA	<input type="checkbox"/>	<input checked="" type="checkbox"/>
MOST OTHER HELMETS	<input type="checkbox"/>	<input checked="" type="checkbox"/>

COMMUNICATION SYSTEM AND HELMET ACCESSORIES



Matte Black (93)

VIBE UNIVERSAL COMM SYSTEM BY BRP

929105 • One size

- VIBE UNIVERSAL Comm System with superior audio quality for every BRP helmet.
- Sound by harman/kardon®.
- Mesh 2.0: Robust Reliability compatible with all Sena Mesh devices.
- Largest battery capacity with 8 hours talk time at -20°C/-4°F.
- One-Click-to-Connect simplicity.
- Mesh Intercom™ features superior audio quality.
- 1 antenna for 1 mile/1.6 km in open terrain.
- Multi-channel protocol in Open Mesh allows users to switch between 9 comm channels.
- Bluetooth® 5.1 enabled.
- Convenience of voice-activated digital assistant access ("Hey Google"/"Hey Siri").
- 30% faster Rapid-Charging.
- Glove-friendly interface.
- Compatible with most BRP helmets.
- Compatible with numerous new BRP snowmobile handle bar controls to mute/unmute, volume up or down and information display such as the battery status and mesh channel.



Matte Black (93)

VIBE COMMUNICATION SYSTEM BY BRP

929086 • One size

- VIBE Bluetooth Mesh Comm System with superior audio quality for the Advex helmet.
- Premium Speakers & Microphone with SOUND BY Harman Kardon®.
- Mesh 2.0: Robust reliability compatible with all Sena Mesh devices.
- One-Click-to-Connect simplicity.
- Mesh Intercom™ features superior audio quality compatible with all Sena Mesh devices.
- 2 antennas for 1 mile/1.6 km in open terrain.
- Multi-channel protocol in Open Mesh allows users to switch between 9 comm channels.
- Bluetooth® 5.1 enabled.
- Convenience of voice-activated digital assistant access ("Hey Google"/"Hey Siri").
- Fast charging.
- Glove-friendly interface.
- Compatible with all Advex helmets.
- Never run out of power when installed in ADVEX Radiant helmet version and plugged in your Lynx.
- Largest battery capacity with 8 hours talk time at -20°C/-4°F.



Black (90)

ADVEX HELMET-INTEGRATED LED UTILITY LIGHT

929085 • One size

- Accessory for Advex helmet.
- Utility flashlight.
- Tool-free installation.
- 3 power modes.
- 3 AAA batteries (battery box to install in the helmet, batteries not included).
- Using the Vibe Communication System Battery.
- Connection of the Vibe communication system by eLinQ (electric power supplied by the vehicle).
- Easy one-handed on/off without a button (by opening/closing).
- High level of illumination, over 100 lumens.
- ECE 22.06 certification for helmet.

For safety reasons, the battery cannot be charged while riding. Considering the increased risks inherent when charging a battery, BRP has chosen NOT to make this action possible to guarantee maximum user safety. Features may vary depending on the vehicle.



Black (90)

OXYGEN LED UTILITY LIGHT

929006 • One size

- Accessory for Oxygen helmet.
- Oxygen - Chin LEDBEAM Utility Light.
- 2 AAA batteries (batteries not included).



PYRA HELMET (DOT/ECE)

KEY BENEFITS



LIGHTWEIGHT



AFFORDABLE



DOT AND ECE
CERTIFIED

USAGE

DEEP SNOW,
RACING

PRODUCT PERFORMANCE



WARMTH



AIRFLOW



LIGHTWEIGHT



NEW

Black (90)

PYRA HELMET (WITH BREATHGUARD) (DOT/ECE)

929197 • XS, S, M, L, XL, 2XL, 3XL


- Pyra Helmet (DOT/ECE) with plastic composite shell

FEATURES AND TECHNOLOGIES:

- 4-year limited warranty.
- Advanced plastic composite shell with rotational impact absorbing system (ERT).
- Fixed peak.
- Removable breath deflector
- Front and rear hi-max air vent system to maximize cooling.
- Removable, washable and replaceable moisture-wicking liner.
- Lightweight double-D chin strap.
- Weight: ±1310 grams for size Large
- DOT/ECE 2206 certified

ERT

Energy reduction technology helps absorb the shock in the case of a fall from both direct and rotational impacts.



AIRFLOW

Don't sweat the ride with an open chin, removable wind deflector and rear vents.



EXOME HELMET (DOT)

KEY BENEFITS



HEATED AND
NON HEATED



FOG FREE



CERTIFIED
DOT

USAGE

TRAIL

PRODUCT PERFORMANCE



WARMTH



AIRFLOW



LIGHTWEIGHT



929035
Black (90)



929036
Charcoal Grey (07)



929203
NEW Black (90)



929203
NEW White (01)



929037
Charcoal Grey (07)

EXOME HELMET (DOT)

929035 • XS, S, M, L, XL, 2XL, 3XL

DESCRIPTION:

- Exome Helmet (DOT) with plastic composite shell.

FEATURES AND TECHNOLOGIES:

- 4-year limited warranty.
- Advanced plastic composite shell.
- Modular helmet.
- Breath Evac fog-resistant mask system.
- Dual lens anti-fog visor.
- Offered with amber sun visor for best vision in snow conditions.
- 2 shell sizes for better fit and comfort.
- Quick-release chin strap.
- Eyeglasses ready.
- Includes 5 absorbent pads for the breath Evac mask.
- D.O.T. certified

EXOME SPORT HELMET (DOT)

929036 • XS, S, M, L, XL, 2XL, 3XL

DESCRIPTION:

- Exome Sport Helmet (DOT) with plastic composite shell.

FEATURES AND TECHNOLOGIES:

- 4-year limited warranty.
- Advanced plastic composite shell.
- Modular helmet.
- Breath Evac fog-resistant mask system.
- Removeable peak.
- Dual lens anti-fog visor.
- Offered with amber sun visor for best vision in snow conditions.
- 2 shell sizes for better fit and comfort.
- Quick-release chin strap.
- Eyeglasses ready.
- Includes 5 absorbent pads for the breath Evac mask.
- D.O.T. certified.

EXOME SPORT RADIANT HELMET (DOT)

929037, 929203 • XS, S, M, L, XL, 2XL, 3XL

DESCRIPTION:

- Exome Sport Radiant Helmet (DOT) with plastic composite shell.

FEATURES AND TECHNOLOGIES:

- 4-year limited warranty.
- Advanced plastic composite shell.
- Modular helmet.
- Breath Evac fog-resistant mask system.
- Removeable peak.
- Dual lens Radiant electric heated anti-fog visor.
- Offered with amber sun visor for best vision in snow conditions.
- 2 shell sizes for better fit and comfort.
- Quick-release chin strap.
- Eyeglasses ready.
- Includes 5 absorbent pads for the breath Evac mask.
- D.O.T. certified.

AIRFLOW

The optimized mask system sucks out the moisture within your helmet for a fog free experience. The vents also allow for you to customize the air intake easily.

MODULARITY

This modular helmet makes it easy for you to talk, eat and ride without taking your helmet off! Open the visor, the chin and the interior mask to adapt to your ride.



RAYVIK HELMET



Black (90)

NEW

RAYVIK X5 CARBON MIPS HELMET
929164 • XS, S, M, L, XL, 2XL, 3XL, 4XL

DOT ECE22.06

- Rayvik X5 Carbon MIPS Helmet.
- Lightweight Carbon Fiber Composite shell.
- Fidlock® magnetic quick-attach chin strap closure.
- Weight: TBD 1150 g +/- 50 g.

COMMON FEATURES

- ECE 22.06 and DOT certifications.
- Equipped with Mips® safety system.
- Multi-density CONTEGO™ copolymer foam formulation provides enhanced impact test performance over standard EPS foams.
- Cheek Pads equipped with emergency pull strap.
- Removable and washable interior liners.
- Customize your fit with multiple available cheek pads thickness.
- Prescription eyeglasses friendly.
- Vibe universal communication system compatible.



Black (90), Orange (12), Purple (40)

NEW

RAYVIK X5 MIPS HELMET
929165 • XS, S, M, L, XL, 2XL, 3XL, 4XL

DOT ECE22.06

- Rayvik X5 MIPS Helmet.
- Lightweight Fiberglass Composite shell.
- Micrometric quick-attach chin strap closure.
- Weight: TBD 1250 g +/- 50 g.

- Multiple airflow channels to keep you comfortable in all conditions.
- 4-year limited warranty.
- Compatible with the Winter Magnetic Face Guard System (Sold separately).
- Camera mount ready 9291760090 (sold separately).
- The Mips® safety system is designed to provide added safety for helmets in many accidents. For certain impacts, the Mips system can reduce harmful forces that might otherwise be transferred to the user's head.



Red (30)

NEW

LYNX RAYVIK GOGGLES, 2 LENS KIT
664010 • Onesize

Lynx Rayvik Goggles 2 lens kit includes one 1 full mirror coated lens and 1 low light lens so you are ready to ride in all condition.

- Goggle 2-part frame composed of rigid and flexible parts provides a better fit for optimal sealing
- Frame cutouts for over the glasses capability.
- Quick lens change system with locking mechanism.
- 3D formed, 3 layers face foam offers best fit & comfort.
- No-slip silicone strap keeps goggles in place.
- Removable nose guard.
- Compatible with the Rayvik Winter Magnetic face mask system (sold separately)



Black (90)

NEW

RAYVIK WINTER MAGNETIC FACE MASK SYSTEM
940009 • Onesize

Compatible with Rayvik X5 helmet and Rayvik goggle, includes the breath box and Rayvik goggle magnetic nose piece.



Black (90)

NEW

HELMET CAMERA MOUNT
929176 • One size

- Helmet chin mount compatible with most cameras
- Fit's Rayvik X5 helmet

RAYVIK HELMET REPLACEMENTS PARTS



Clear (00), Pink (36), Yellow (10)

NEW

RAYVIK GOGGLES WINTER LENS 940019 • Onesize

Compatible with Rayvik goggles.



Red (30), Yellow (10)

NEW

RAYVIK GOGGLES MIRRORED WINTER LENS 940020 • Onesize

- Optional lens for the Rayvik goggles.
- Cat2 Rose base color, Full mirror coating, ideal for sunny and partly cloudy days.



Black (90)

NEW

RAYVIK GOGGLES REPLACEMENT NOSE GUARD 940021 • Onesize

Fit's Rayvik goggles.



Black (90)

NEW

RAYVIK X5 REPLACEMENT HELMET LINER 929166 • XS, S, M, L, XL, 2XL, 3XL, 4XL

- Replacement liner compatible with Rayvik X5 helmets.
- Sizes are not interchangeable.



Black (90)

NEW

RAYVIK X5 CHEEK PAD 929167 • XS, S, L, 3XL, 4XL

- Interchangeable cheek pads for Rayvik X5 helmet.
- XS (50 mm).
- S (45 mm).
- L (40 mm) original size of M, L and XL helmet size.
- 3XL (35 mm).
- 4XL (30 mm).



Black (90), Sand (03)

NEW

RAYVIK X5 REPLACEMENT PEAK 929168 • One size

- Replacement peak compatible with Rayvik X5 helmets.
- Includes peak breakaway post.



Black (90)

NEW

RAYVIK X5 REPLACEMENT PEAK BREAKAWAY POST 929169 • One size

Replacement part compatible with Rayvik X5 helmets.



www.m-forge.com

THE MATERIAL OF CHOICE FOR PREMIUM HELMETS

LIGHT. STRONG. SUSTAINABLE.



Lightweight



Excellent impact performance



Eco-friendly



E-LINQ

As snowmobilers, we love the freedom our sleds bring us. It's addictive. And that's why we continue to add ways to find more of it in every ride.

eLinQ is an innovative solution that connects your heated gear and accessories to your snowmobile without adding more corded connections.

E-LinQ combines your Lynx DESS tether into both a tether and a 12-volt accessory connection in one cord. A magnetic connector mounts to the sled next to the DESS post to provide the electric connection necessary to power any 12-volt accessory like heated shields, gloves, boots, and more.



FIDLOCK SYSTEM

FIDLOCK helmet buckles combine safety with single-handed use and comfort, even with gloves, for innovative head protection. The magnetic, automatic closing mechanism makes fastening a helmet as easy as possible for users. The single handed use allows our helmet buckles for sports, work and other activities to be opened quickly and intuitively.



LYNX

BLADE

LYNX



Black (90), Pink (36), Red (30)

RADIEN 2.0 GOGGLES

669162 • onesize

DESCRIPTION:

Interchangeable lens technology gives you the option to change lenses out on your goggles. Having the option to easily swap lenses if the weather takes a turn means the option to customize your goggle for the most optimal visual experience!
Innovative magnetic quick-change lens system with 8 connection points. Anti-fog and anti-smudge coating and wide field of view, both horizontal and vertical. All radien lenses are UVA/UVB protected.

FEATURES AND TECHNOLOGIES:

- Double cylindrical mirror or grey lens placed in a nano-frame. Additional cylindrical clear lens for low light conditions and goggle pouch included in the package.
- Lynx cypher Graphic design on the strap.
- One piece lens concept: nose-guard integrated to the lens.
- Innovative magnetic quickchange lens system.
- 8 connection points, 16 magnets (placed in frame and lens).
- Wide field of view, both horizontal and vertical.
- Anti-fog and anti-smudge coating.



Mixed Color (18),
Chrome (99), Gold (11)

RADIEN 2.0 SPECIAL EDITION GOGGLES

669160 • onesize

DESCRIPTION:

Interchangeable lens technology gives you the option to change lenses out on your goggles. Having the option to easily swap lenses if the weather takes a turn means the option to customize your goggle for the most optimal visual experience!
Innovative magnetic quick-change lens system with 8 connection points. Anti-fog and anti-smudge coating and wide field of view, both horizontal and vertical. All radien lenses are UVA/UVB protected.

FEATURES AND TECHNOLOGIES:

- Double cylindrical mirror or grey lens placed in a nano-frame. Additional cylindrical clear lens for low light conditions and goggle pouch included in the package.
- Lynx cypher Graphic design on the strap.
- One piece lens concept: nose-guard integrated to the lens.
- Innovative magnetic quickchange lens system.
- 8 connection points, 16 magnets (placed in frame and lens).
- Wide field of view, both horizontal and vertical.
- Anti-fog and anti-smudge coating.



Clear (00), Fire Red (06), Yellow (10), Gold (11), Pink (36),
Smoke (57), Green (70), Blue (80)

LYNX RADIEN 2.0 BLACK SPARE LENS (NOSEGUARD)

669152 • Onesize

DESCRIPTION:

Interchangeable lens technology gives you the option to change lenses out on your goggles. Having the option to easily swap lenses if the weather takes a turn means the option to customize your goggle for the most optimal visual experience.

FEATURES AND TECHNOLOGIES:

Spare lenses with black frame (noseguard) for Lynx Radien 2.0 goggles. Available on different lens color. All radien lenses are UVA/UVB protected



Clear (00), Yellow (10), Gold (11),
Mirror Silver (22), Red (30), Black (90)

RADIEN GOGGLES SPARE LENS (BLACK FRAME)

669142 • Onesize

DESCRIPTION:

Interchangeable lens technology gives you the option to change lenses out on your goggles. Having the option to easily swap lenses if the weather takes a turn means the option to customize your goggle for the most optimal visual experience.

FEATURES AND TECHNOLOGIES:

Spare lenses with black frame (without noseguard) for Lynx Radien 2.0 goggles. Available on different lens color. All radien lenses are UVA/UVB protected.

RADIEN INTERCHANGEABLE LENSES CUSTOMIZE YOUR GOGGLE EXPERIENCE!

Interchangeable lens technology gives you the option to change lenses out on your goggles. Having the option to easily swap lenses if the weather takes a turn means the option to customize your goggle for the most optimal visual experience!

HOW TO CHOOSE LENS COLORS?

On brighter days, a darker or mirror lens will help to protect your eyes more from the harsh reflections of the sun on the snow. Flat light conditions require a lens that will allow more light through so you can use all the available light to your advantage. Medium tint lenses are made to be adaptable to a variety of

conditions. Lightly tinted lenses allows as much light in as possible and provides you with enhanced contrast throughout those darker days and snowfall. Clear lenses also for snowfall and dark conditions.

All Radien lenses are UV (UVA/UVB) protected.



Smoke
VLT 6.83%



Smoke lens tint ideal for very bright and sunny conditions.

Fire mirror
VLT 19.94%



Amber base lens tint with multi-layer red mirror designed to filter out blue light for enhanced shadow contrast in moderately flat light conditions.

Blue mirror
VLT 18.93%



Designed to reduce overall brightness while preserving 100 percent normal color recognition.

Pink mirror
VLT 22.94%



Designed to reduce overall brightness while preserving 100 percent normal color recognition.

Green mirror
VLT 33%



Designed to reduce overall brightness while preserving 100 percent normal color recognition.

Fire mirror
VLT 19.94%



FOR ENHANCED SHADOW CONTRAST
Amber base lens tint with multi-layer red mirror designed to filter out blue light for enhanced shadow contrast in moderately flat light conditions.

Yellow
VLT 61.65%



A vibrant lens tint with light silver mirror that increases visual acuity in extremely flat and low light conditions.

Gold
VLT 74.13%



Light rose base lens tint with a multi-layer gold mirror enhances color definition and increases depth perception in varying levels of low-light conditions.

Yellow
VLT 61.65%



A vibrant lens tint with light silver mirror that increases visual acuity in extremely flat and low light conditions.

Clear
VLT 83%



The ideal lens for dark, night-time use and snowfall conditions.

Yellow
VLT 61.65%



A vibrant lens tint with light silver mirror that increases visual acuity in extremely flat and low light conditions.

Clear
VLT 83%



The ideal lens for dark, night-time use and snowfall conditions.



BAGS

LYNXINTERCHANGEABLE
BRAND LOGOS,
LYNX LOGO INCLUDED!**NEW**

Black (90)

BRP 90L DUFFLE BAG**950001** • Onesize**FEATURES AND TECHNOLOGIES:**

- 90 L Capacity.
- 600D Polyester main construction with a 420D TPU Coated bottom.
- Ready to handle all your gear with one main large compartment and 2 separated side compartment for boots and helmets.
- Rigid 3D shaped molded side compartments ideal to protect your helmet.
- Durable strap attachment system By Duraflex™.
- Robust pull handles on each side.
- Changing Mat in a separated zippered compartment.
- YKK™ Heavy-Duty zippers.
- Exchangeable branded logo patch (Ski-Doo, Lynx, Sea-Doo, Can-Am).
- Dimensions:
L 33" x W 12.2" x H 17.3"
L 84 cm x W 31 cm x H 44 cm

**NEW**

Black (90)

BRP 20L LAPTOP BACKPACK**950003** • Onesize**FEATURES AND TECHNOLOGIES:**

- 20 L capacity.
- High resistance 900D polyester material.
- Full rigid 3D shell construction standing backpack.
- Laptop pocket holds up to a 15" laptop, separated from the main compartment.
- Adjustable chest straps.
- Main compartment organization pocket with key clip.
- Foam padding on straps and back for comfort.
- Carry-on luggage handle slider.
- Water bottle side pouch.
- Hidden small pocket on one side bottle compartment.
- Exchangeable branded logo patch (Ski-Doo, Lynx, Sea-Doo, Can-Am)
- Dimensions:
L 11.4" x W 8.2" x H 18.9"
L 29 cm x W 21 cm x H 48 cm

HANDWEAR

**NEW**

Black (90)

LYNX STAMINA EXPEDITION GLOVES**666221** • XS, S, M, L, XL, 2XL, 3XL

- Extra warm gloves for comfort in all riding conditions.
- Use for trail and deep snow riding

FEATURES AND TECHNOLOGIES:

- Top hand: 200 g PrimaLoft® Gold Palm: 133 g PrimaLoft® Gold.
- Waterproof, windproof and breathable glove insert.
- Naturally moisture-wicking and antimicrobial wool blend lining.
- Leather palm and fingers with grip reinforcement.
- Touch screen index finger.
- Nose wipe on thumb

PERFORMANCE**NEW**

Black (90)

LYNX CROSSOVER STX GLOVES**669063** • S, M, L, XL, 2XL, 3XL

Perfect glove for active trail riding and crossover riding offering maximal protection and right level of insulation

FEATURES AND TECHNOLOGIES:

- Custom TPR Protection + D3O Padding (AeroMax) +Goatskin Leather on Palm and Shell
- Silicone Wiper (Left Hand)
- Mid Gauntlet with Gusset & Adjustment Strap
- AMP-ARM Design Pop (Right Hand)
- Sympatex Waterproof Membrane
- 133G/60G Primaloft Gold GC Insulation



Black (90)

LYNX QUANTUM 2.0 GLOVES STX**666044** • XS, S, M, L, XL, 2XL**DESCRIPTION AND TERRAIN:**

Light and warm gloves for Deep snow riding.

FEATURES AND TECHNOLOGIES:

- Sympatex insert with 100% waterproof, windproof and breathability.
- Full leather fingers and palm for perfect fit and feel.
- 2 layer Shell fabric with Sympatex insert.
- Thinsulate (40g) insulation.
- Micro Active lining.
- Full leather fingers.
- Powder Cuff, Wristband, Stopper system.
- Pull and penetrate loop.



Black (90)

LYNX STAMINA 2.0 GLOVES**666045** • XS, S, M, L, XL, 2XL**DESCRIPTION AND TERRAIN:**

Warm performance gloves for riding trail and off trail. These gloves with Sympatex insert and mid-weight insulation to keep you warm and dry in varying conditions.

FEATURES AND TECHNOLOGIES:

- Waterproof and breathable gloves with durable shell material.
- Warm Primaloft insulation.
- Pre-curved shape for optimal fit.
- Long, adjustable gauntlet.
- Hanging loops.

HEADWEAR



NEW

Black (90), Fire Red (06)

LYNX REVERSIBLE BEANIE UNISEX

665600 • Onesize

DESCRIPTION:

- Unisex knitted reversible beanie.

FEATURES AND TECHNOLOGIES:

- 100% acrylic beanie.
- Knitted repetitive Lynx logo on one side.
- Knitted stripe and Lynx logo on the other side.



Charcoal Grey (07), Orange (12), Wine (32)

LYNX REVERSIBLE BEANIE

665300 • Onesize

DESCRIPTION:

- 2 in 1 reversible beanie.

FEATURES AND TECHNOLOGIES:

- 95% acrylic, 4% nylon, 1% spandex.
- Knit in Lynx logos.



Autumn Red (14), Black (90)

LYNX SIGNATURE KNIT BEANIE

665450 • Onesize

DESCRIPTION:

- Lifestyle hat with Lynx logo.

FEATURES AND TECHNOLOGIES:

- 100% Acrylic.
- Hat with Lynx knit logo and patches.
- Foldover cuff.



NEW

Black (90)

LYNX RE CAP

665334 • Onesize

DESCRIPTION:

- Racing spirited cap with Lynx embroidery.
- Perfect to wear everyday.

FEATURES AND TECHNOLOGIES:

- Lynx RE embroidery at front.
- Plastic adjustment at back.
- Lynx fold up label at back.



Black (90)

LYNX SIGNATURE CAP

665333 • Onesize

DESCRIPTION:

- Classic signature cap with Lynx embroidery.
- Perfect to wear everyday.

FEATURES AND TECHNOLOGIES:

- Lynx embroidery at front.
- Plastic adjustment at back.
- Lynx fold up label at back.

Black (90)

LYNX STAMINA FUR HAT

665340 • S/M, L/XL

DESCRIPTION:

- Insulated hat for optimized warmth.

FEATURES AND TECHNOLOGIES:

- 90% Polyester, 10% Wool.
- Lined with Sherpa.
- Lynx fold up label at back.
- Adjustable clip attachment.





Black (90)

LYNX X SVALA TUNDRA BALACLAVA

665302 • 2XS, XS, S, M, L, XL

DESCRIPTION:

The most protective hood in Windproof hood range, which allows you to get active even in the coldest conditions.

FEATURES AND TECHNOLOGIES:

- Coolmax fabric on top of head breathes and transports moisture.
- Wind and waterproof double layer special knit with warm fleece on the inside, neck and throat.
- Longer collar part protects neck/chin well.
- All seams are flat sewn for comfortable to wear.



Black (90)

LYNX X SVALA HYBRID BALACLAVA

665304 • 2XS, XS, S, M, L, XL

DESCRIPTION:

Highly versatile balaclava, that is ideal for winter use and variety of conditions and functions.

FEATURES AND TECHNOLOGIES:

- Hinged hood effectively protects the face from the cold.
- Hood can be easily pull down out of the way, the head area folded back or pulled under the chin.
- The seam placement has been refined.
- Constructed with combination of materials all in the name of comfort.



Black (90)

LYNX X SVALA BASE BALACLAVA

665305 • 2XS, XS, S, M, L, XL

DESCRIPTION:

This shaped wind-protective helmet hood is ideal for snowmobiling, wherever you're going.

FEATURES AND TECHNOLOGIES:

- Longer collar part protects neck/chin well.
- The balaclava keeps its shape and sits firmly in place without slipping down.
- The forehead, ears, chin, neck and neck are all protected with our special windproof fabric that is both breathable and moisture-wicking.
- Coolmax fabric around the head and forehead breathes and transfers moisture away from the skin.



Black (90)

LYNX X SVALA RACE BALACLAVA

665303 • 2XS, XS, S, M, L, XL

DESCRIPTION:

This shaped wind-protective helmet hood is ideal for racing and active riding.

FEATURES AND TECHNOLOGIES:

- Hood is windproof and breathable.
- Coolmax fabric breathes and transfers moisture away from the skin.
- Keeps its shape perfectly.
- All seams are flat sewn for the comfort.

SPORTSWEAR



NEW

Black (90)

LYNX RE T-SHIRT

662261 • S, M, L, XL, 2XL, 3XL

- Lynx short sleeves T-shirt.

FEATURES AND TECHNOLOGIES:

- 60% cotton 40% polyester.
- Lynx RE artwork at front.
- Crew neck.
- Women's fit.

NEW

Black (90)

LYNX RE T-SHIRT W

662260 • XS, S, M, L, XL, 2XL

- Lynx short sleeves T-shirt for Women.

FEATURES AND TECHNOLOGIES:

- 60% cotton 40% polyester.
- Lynx RE artwork at front.
- Crew neck.
- Women's fit.



Charcoal Grey (07), Mixed Color (18)

LYNX RE T-SHIRT MEN'S

662285 • S, M, L, XL, 2XL, 3XL

DESCRIPTION:

Lynx T-shirt.

FEATURES AND TECHNOLOGIES:

- 95% cotton 5% spandex.
- Lynx RE artwork at front.
- Crew neck.
- Mixed color option with Rave GLS Anniversary graphics.



NEW

Black (90)

LYNX RE MICRO-FLEECE
659188 • S, M, L, XL, 2XL, 3XL

- Mid weight microfleece excellent for warmth as a second layer.

FEATURES AND TECHNOLOGIES:

- Moisture-wicking fabric.
- Zippered hand pockets.
- Lynx Racing Edition details.



NEW

Ivory (97)

LYNX RE MICRO-FLEECE W
659700 • XS, S, M, L, XL, 2XL

- Women's RE micro fleece Zip-Up.
- Now with a new textured fleece & color blocking for a bold new look.

FEATURES AND TECHNOLOGIES:

- 96% polyester, 4% spandex.
- Grid polar fleece.
- Brushed back polar fleece inserts.
- Front left chest XPS, KYB and Rotax logos in soft plastisol print.
- Left chest zipped closed pocket.
- Soft Lynx plastisol print on the middle back and RE graphic on the front right.
- Rotax, XPS and KYP prints on the sleeves.
- Two zippered hand pockets.
- Regular sleeves.



Fire Red (06), Grey (09)

LYNX RE MICRO-FLEECE
659402 • S, M, L, XL, 2XL, 3XL

DESCRIPTION:

Mid weight microfleece excellent for warmth as a second layer.

FEATURES AND TECHNOLOGIES:

- 100% polyester micro fleece.
- Moisture-wicking fabric.
- Zippered hand pockets.
- Lynx Racing graphics and details.
- Lynx embossed binding at collar, cuff and hem.



Fire Red (06), Heather Charcoal (29)

LYNX RE MICRO FLEECE W
659401 • XS, S, M, L, XL, 2XL

DESCRIPTION:

Mid weight microfleece excellent for warmth as a second layer.

FEATURES AND TECHNOLOGIES:

- 100% polyester micro fleece.
- Moisture-wicking fabric.
- Zippered hand pockets.
- Lynx Racing graphics and details.
- Lynx embossed binding at collar, cuff and hem.



NEW

Black (90)

LYNX RE ZIP-UP

659600 • S, M, L, XL, 2XL, 3XL

- Men's Lynx RE hooded Zip-Up.
- Now with asymmetrical cut & color blocking for a bold new look.

FEATURES AND TECHNOLOGIES:

- 96% polyester, 4% spandex.
- Brushed back full dull.
- Front left chest Lynx logo soft print.
- Soft RE print on the back.
- Rotax, XPS and KYB logos on the sleeves.
- Two zippered hand pockets.
- Regular sleeves.
- 3 panel hood.
- Thumbholes.



NEW

Black (90)

LYNX RE LONG SLEEVE T-SHIRT

660185 • S, M, L, XL, 2XL, 3XL

- Crew neck long sleeves T-shirt.

FEATURES AND TECHNOLOGIES:

- Lynx Racing Graphic at front.



NEW

Black (90), Heather Grey (27)

LYNX SIGNATURE T-SHIRT MEN'S

662400 • S, M, L, XL, 2XL, 3XL

- Our Men's classic Signature T-shirt perfect for our true loyalists!

FEATURES AND TECHNOLOGIES:

- 60% cotton, 40% polyester.
- Slim fit.
- Ribbed collar.
- Lynx logo at center front.



Black (90), Charcoal Grey (07)

LYNX SIGNATURE GRAPHICS T-SHIRT

662185 • S, M, L, XL, 2XL, 3XL

Casual T-shirt for everyday wear.

FEATURES AND TECHNOLOGIES:

- 100% cotton.
- Large Lynx artwork at back.



Black (90)

LYNX SIGNATURE T-SHIRT MEN'S

662290 • S, M, L, XL, 2XL, 3XL

DESCRIPTION:

Casual T-shirt for everyday wear.

FEATURES AND TECHNOLOGIES:

- 95% cotton 5% spandex.
- Lynx artwork at center front.



Black (90), Wine (32)

LYNX SIGNATURE ZIP-UP HOODIE MEN'S

659275 • S, M, L, XL, 2XL, 3XL

DESCRIPTION:

Semi-fitted hooded sweatshirt with zip-up.

FEATURES AND TECHNOLOGIES:

- 60% cotton, 40% polyester.
- Lynx print at chest.
- Full zip.
- Dropped sleeves.
- Rib at cuffs and hem.
- Drawstring hood.
- Split kangaroo pocket.



Black (90)

LYNX SIGNATURE FLEECE MEN'S

659177 • S, M, L, XL, 2XL, 3XL

- Technical fleece for warmth and mobility.
- Use everyday and as a mid layer on trails.

FEATURES AND TECHNOLOGIES:

- CVC Fleece 300GSM.
- Lynx logo at left chest.
- Retro inspired design.



NEW

Black (90)

LYNX SHERPA FLEECE JACKET

659155 • S, M, L, XL, 2XL, 3XL

The classic Lynx Sherpa Fleece Jacket is back in the Lynx lineup!

Sherpa Fleece jacket is durable mid-layer with the best fleece warmth.

With a retro design and great durability, this warm and comfy fleece jacket will become your favorite.

FEATURES AND TECHNOLOGIES:

- Hand warming pockets.
- Chest pocket.
- Protective collar.
- Lynx details.



NEW

Ivory (97)

LYNX SHERPA FLEECE JACKET W

659156 • XS, S, M, L, XL, 2XL

The classic Lynx Sherpa Fleece Jacket is durable mid-layer with the best fleece warmth.

With a retro design and great durability, this warm and comfy fleece jacket will become your favorite.

FEATURES AND TECHNOLOGIES:

- Hand warming pockets.
- Protective collar.
- Ladies fitting.
- Lynx details.

LYNX PLAID FLANNEL SHIRT MEN'S

660202 • S, M, L, XL, 2XL, 3XL

- Comfortable Plaid Flannel shirt.

FEATURES AND TECHNOLOGIES:

- 100% cotton.
- 4-hole plastic Lynx engraved button.
- Chest pocket with small Lynx patch.
- Lynx details.



NEW Black (90), Autumn Red (14)

FOOTWEAR



Black (90)

TEC+ REC BOOTS

444240 • 5, 6, 7, 8, 9, 10, 11, 12, 13

DESCRIPTION:

- Tec + Rec Boots with Tough abrasion resistant leather outer.

FEATURES AND TECHNOLOGIES:

- Tough abrasion resistant leather outer.
- Breathable waterproof membrane.
- Limit of comfort temperature range: -40°F to -58°F or -40°C to -50°C*.
- Rugged ultra-grip outsole design.
- Removable/inner liner.



Black (90)

LADIES' TEC+ REC BOOTS

444241 • 6, 7, 8, 9, 10

DESCRIPTION:

- Ladies' Tec + Rec boots with Tough abrasion resistant leather outer.

FEATURES AND TECHNOLOGIES:

- Tough abrasion resistant leather outer and textile.
- Sympatex breathable waterproof membrane.
- Performance liner that will provide warmth and added comfort by shaping to your foot.
- Limit of comfort temperature range: -58°F to -76°F or -50°C to -60°C.
- Rugged ultra-grip outsole design.
- Removable/inner liner.



Black (90)

TEC+ ULTRA BOOTS

444258 • 5, 6, 7, 8, 9, 10, 11, 12, 13

DESCRIPTION:

- Tec + Ultra Boots with Tough abrasion resistant outer material and performant liner.

FEATURES AND TECHNOLOGIES:

- Removable inner liner.
- Tough abrasion resistant leather outer and textile.
- Sympatex breathable waterproof membrane.
- Performance liner that will provide warmth and added comfort by shaping to your foot.
- Limit of comfort temperature range: *TBD*-40°F to -58°F or -40°C to -50°C*.
- Rugged ultra-grip outsole design.

BOOTS

MEN'S / UNISEX

	5	6	7	8	9	10	11	12	13
EU-Unisex Shoe Size	37	38	39.5	41	42	43	44.5	46	47
Foot (in.)	9	9½	9¾	10	10¾	10¾	11	11¾	11¾
Foot (cm)	23	24	24.5	25.5	26.5	27	28	29	29.5

WOMEN'S

	6	7	8	9	10
EU-Unisex Shoe Size	35.5	37	38	39.5	41
Foot (in.)	8¾	9	9¾	9¾	10
Foot (cm)	22	23	24	24.5	25.5

KIDS'

	10	11	12	13	1	2	3	4
EU-Unisex Shoe Size	28	29	30	31	32	33	34	35
Foot (in.)	7.2	7.4	7.9	8.1	8.3	8.5	8.8	9.1
Foot (cm)	18.3	18.8	20.1	20.6	21.1	21.6	22.4	23.2

KIDSWEAR



NEW

Fire Red (06)

LYNX YOUTH OPS

657120 • 12, 14, 16

- One Piece with a racing look.
- Use on trails.

FEATURES AND TECHNOLOGIES:

- Fully seam sealed.
- 133g of ThermalLoft insulation.
- Front closure and pockets with waterproof YKK zippers.
- Reflective details for better visibility.
- Polar fleece seat for added warmth.
- Adjustable waist.
- Lynx Graphics.

PERFORMANCE



Fire Red (06)

SQUADRON KIDS OPS (INS.)

657100 • 4, 6, 8, 10

- Warm One Piece with a colorful and playful look.
- Multi Use for winter plays

FEATURES AND TECHNOLOGIES:

- Fully seam sealed.
- 133 g of ThermoLoft® insulation.
- Front closure and pockets with waterproof YKK zippers.
- Reflective details for better visibility.
- Polar fleece seat for added warmth.
- Adjustable waist.
- Squadron graphics.

PERFORMANCE



KEY BENEFITS

USE EVERYDAY

**NEW**

Black (90)

LYNX RE ZIP-UP TEEN'S**661050** • 7-8, 10-12, 14-16

- Mid weight microfleece excellent for warmth as a second layer.

FEATURES AND TECHNOLOGIES:

- Moisture-wicking fabric.
- Zippered hand pockets.
- Lynx Racing details.

**NEW**

Fire Red (06)

LYNX RE BEANIE KID'S**665700** • Onesize

- Lifestyle hat for kids with Pom-Pom and woven Lynx logo.

FEATURES AND TECHNOLOGIES:

- Knitted hat with micro fleece lining.

**NEW**

Black (90)

LYNX KIDS' MITTS 2.0**666240** • S, M, L

- Extra warm mitts for Children.
- Use for trail riding.

FEATURES AND TECHNOLOGIES:

- Waterproof, windproof and breathable insert.
- Heat pack pocket built into inner mitt lining.

PERFORMANCE

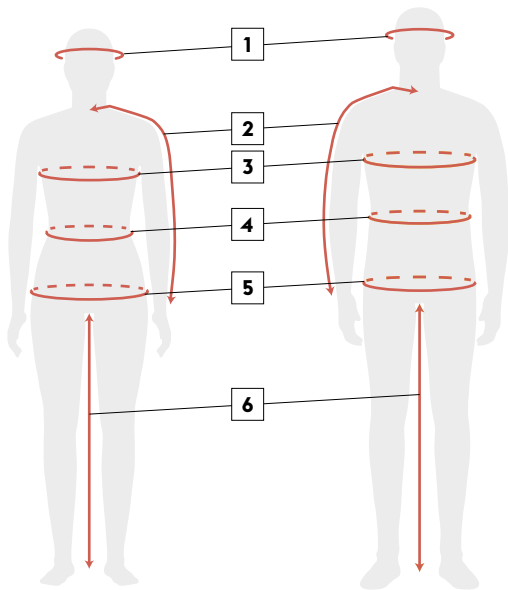
DEXTERITY



WARMTH

SIZING CHART

HOW TO MEASURE



- For best results, have someone else take measurements.
- Measure body in underwear.
- Tape must be snug but not tight.
- If measurements fall between two sizes, order the larger size.

1 HEAD	Around your head, from the center of the forehead, above the ears and over the natural bump at the back of the head.
2 ARM LENGTH	Let the hands hang down on the side in a slightly bent position. Measure from the center of the back of your neck, along the length of your arm, to the wrist.
3 CHEST/BUST	Measure under your arms, around the fullest part of your chest.
4 WAIST	Measure around your natural waistline, keeping one finger between the tape and body.
5 HIPS	Across the widest part of the seat.
6 INSEAM	Without shoes, from your crotch to the floor.

WHAT CODE REPRESENTS YOUR STYLE?

- 1 Find your size and color.
- 2 The corresponding code is THE CODE you use to complete the part number on your order.

Example:
 659600 (style number for the Lynx RE Zip-up)
 06 (sizing code M)
 90 (color code Black)

Full SKU: **Style 659600** | **Size 06** | **Color 90**

SIZING CODE

Adult		Adult		Adult		Adult		Adult		Adult		Pants		Youth / Kids	
Size	Code	Size	Code	Size	Code	Size	Code	Size	Code	Size	Code	Size	Code	Size	Code
One Size	00	L	09	3XLT	17	1	21	9	29	S / M	72	30	37	3-4	79
XS	02	LT	10	4XL	18	2	20	10	30	M / L	91	32	38	5-6	52
SS	03	XLS	11	4XLT	19	3	22	11	31	L / XL	73	34	39	6-8	48
S	04	XL	12	5XL	88	4	23	12	32			36	40	7-8	54
MS	05	XLT	13	X	26	5	24	13	33			38	41	10-12	49
M	06	2XL	14	1X	86	6	25	14	34			40	42	14-16	50
MT	07	2XLT	15	2X	87	7	27	16	35			42	43		
LS	08	3XL	16	3X	95	8	28	18	78			44	44		

COLOR CODE

Name	Code	Name	Code	Name	Code	Name	Code
Clear	00	Warm Grey	15	Pink	36	Blue	80
White	01	Lava Red	17	Ice	38	Light Blue	81
Sand	03	Mixed Color	18	Raspberry	39	Indigo Blue	82
Brown	04	Blue Teal	19	Purple	40	Royal Blue	83
Fire Red	06	Mirror Silver	22	Violet	41	Navy	89
Charcoal Grey	07	Magnesium	24	Deep Purple	42	Black	90
Silver	08	Lilac	25	Smoke	57	Bronze	92
Grey	09	Hi-Vis Yellow	26	Green	70	Matte Black	93
Yellow	10	Heather Charcoal	29	Teal	74	Black with Graphics	94
Gold	11	Red	30	Turquoise (Aqua)	76	Amber	95
Orange	12	Wine	32	Army Green	77	Ivory	97
Coral	13	Brick Red	33	Denim Blue	79		

BRP REIMAGINES THE WAY YOU ACCESS YOUR WORLD

Lynx is one of many success stories from BRP, the global company behind some of the most daringly innovative products and experiences that move you.

**BECAUSE IT'S NOT ABOUT
THE DESTINATION, IT'S ABOUT
THE JOURNEY—YOURS.**



ski-doo LYNX SEA-DOO can-am ROTAX.

CONTINUE THE JOURNEY AT BRPLYNX.COM



For advertising purposes, some scenes depicted in this brochure include professional riders and racers executing maneuvers or performances under ideal and/or controlled conditions. Do not attempt any of these or any other risky maneuvers if they're beyond your level of riding ability, as well as your understanding and respect for the performance of your snowmobile. Always ride responsibly and safely. Always observe applicable local laws and regulations. Always wear the appropriate protective clothing, including a helmet. And remember, if you're going to drink, please don't ride. Because of its ongoing commitment to product quality and innovation, Bombardier Recreational Products Inc. (BRP) reserves the right, at any time, to discontinue or change specifications, prices, designs, features, models or equipment without incurring any obligation. Some models depicted herein may include optional equipment. Prices are based on Manufacturer Suggested Retail Prices. Dealer may sell for a different price. Taxes are not included. BRP is a proud member of the SSSC (Snowmobiling Safety Certification Committee), Machine Safety Standard, Operator Safety Training, Safe Trails, ISMA (International Snowmobile Manufacturers Association), National Snowmobile Foundation and Tread Lightly! Inc. By being a member of these important snowmobiling associations, we recognize and support their efforts in promoting the growth of our sport. Isolfil is a registered trademark of Yarns and Threads For Textile. mcFIT is a registered trademark of MCTECH Corporation. PrimaLoft Gold, PrimaLoft Silver and PrimaLoft Black are registered trademarks of Albany International Corp. Sympatex is a registered trademark of Sympatex Technologies GmbH. Dri-Lex is a registered trademark of Faytex Corp. Vespel, Teflon HT and Kevlar are trademarks of E.I. DuPont de Nemours & Co. Thermolite and Cordura are registered trademarks of INVISTA for durable fabrics. Thermocool is a registered trademark of ADVANSA. Velcro is a registered trademark of Velcro Industries. Scott is a trademark of Scott Sports SA. M-FORGE® Composite is a patented and registered trademark of MAT GROUP™. TekVest is a registered trademark of Tekrider. Fidlock is a registered trademark of Fidlock GmbH. Terra is a trademark of Superwinch LLC. Bluetooth is a registered trademark of Bluetooth SIG, Inc. Warn is a registered trademark of Warn Industries Inc. GTX is a trademark of Castrol Limited used under license. Montana and Zumo are registered trademarks of Garmin Ltd. NGK is a registered trademark of NGK Spark Plugs, Ltd. Extender Trail III, Trail Blazer IV, Executive, Flat-top and Dooly are trademarks and registered trademarks of Woody's International Engineering and Manufacturing, Inc. RipSaw, RipSaw Lite, ICE Ripper, ICE Ripper XT, ICE Attak and Powder Max are trademarks of Camoplast Inc. Lexan is a registered trademark of SABIC Innovative Plastics. Superclamp II is a trademark of Bowdriks Industries. FOX is a registered trademark of Fox Racing Canada. Kolpin and Impact are registered trademarks of Kolpin Powersports Inc. Yuasa is a registered trademark of YUASA Batteries Inc. Schumacher® and the Schumacher logo are registered trademarks of Schumacher Electric Corporation. Depending on location, products are distributed by BRP US Inc., Bombardier Recreational Products Inc., BRP European Distribution SA, BRP Finland Oy, BRP Australia Pty Ltd. or Bombardier Recreational, Products Motores da Amazonia Ltda. In the U.S.A., products are distributed by BRP US Inc. In Canada, products are distributed by Bombardier Recreational Products Inc. ®/TM and the BRP logo are registered trademarks of Bombardier Recreational Products Inc. or its affiliates. All other company and/or product names are trademarks or registered trademarks of their respective holders. © 2026 BRP. All rights reserved.

