



LYNX

**MAGAZINE
2024**



LYNX®

WE ARE BUILT TOUGH

Welcome to Northern Finland. Here the freezing winter lasts half a year and the dark skies in the vast wilderness are brightened only by the Northern lights. This is the only place on earth tough enough to inspire the creation of something so exceptionally fierce, rugged and resilient as Lynx snowmobiles.

Lynx snowmobiles have always been developed and ridden by riders who expect more.

More from their sled.
More from themselves.

- 4 The Story of Lynx
- 5 What's New 2024
- 6 **Deep Snow** Shredder
- 8 **Crossover** Xterrain & Commander
- 10 The Story of Xterrain
- 12 **Trail** Rave
- 14 **Trail** Adventure
- 16 **Youth** Rave
- 18 **Utility** 49/59/69 Ranger
- 20 Tech Specs
- 24 Spring Offer

MEET THE LYNX AMBASSADORS



Read more about our ambassadors at BRPLynx.com/Ambassadors



EMMA
KIMILÄINEN



TOBIAS
HELLSTRÖM



ANDREAS
BERGMARK



ALBIN
JOHANSSON



MARIELL
KVICKSTRÖM



PONTUS
LUNDMARK




JONI
MAUNUNEN



JUSSI
PENNANEN



JASON
RIBI



ROSS
ROBINSON



DAN
ROGERS



COLTON
STURM



WARREN
GAGE

© 2023 BRP Finland Oy. All rights reserved. ®, ™ and the BRP logo are trademarks of Bombardier Recreational Products Inc. or its affiliates. *All other trademarks are the property of their respective owners. Because of our ongoing commitment to product quality and innovation, we reserve the right at any time to discontinue or change specifications, prices, designs, features, models or equipment without incurring obligation. Always consult your snowmobile dealer when selecting a snowmobile for your particular needs and carefully read and pay special attention to your Operator's Guide, safety instructions and to the safety labeling on your snowmobile. Always ride responsibly and safely. Always wear appropriate clothing, including a helmet. Always observe applicable local laws and regulations. Don't drink and drive. Units in pictures can be equipped with optional accessories.



Read it all at
BRPLynx.com/Story

THE STORY OF LYNX

IT ALL BEGAN IN 1968, in Kurikka, Finland. The first Lynx prototype was tested at a bog during the summer. The same year, the first Lynx production model, the 50, saw the light of day. In the 1970s, Lynx established its position as a manufacturer for which reindeer herders and farmers were the main customer group.



One of the earliest models, Lynx 400, presented in a commercial photo in the early 70s. Utility usage was strongly present at that time.

1980s WAS REVOLUTIONARY FOR LYNX. The very first race sled was born, with which Pauli Piippola won the debut race of the sled. Lynx's still ongoing domination on European race tracks began. The GLX 5900, released for the model year 1983, was the industry-first model that combined the best properties of recreational and utility snowmobiles. Since then, Lynx

has been the trendsetter of wide-track snowmobiles. Two years later Lynx introduced its first trail sport model, the GLS 3300.



Lynx GLX 5900 was a revolutionary model for the industry. It was the first wide-track model that combined the best properties of recreational and utility snowmobiles.

IN THE 1990s, LYNX FOCUSED STRONGLY IN RECREATIONAL MODELS, along with narrow-track and wide-track utility sleds that gained a rugged reputation. The 90s was not only the golden age of the iconic Cobra sports sleds, but also of 2-up touring models.



Lynx Rave with Rotax 670 engine was the flagship model of the Cobra family in the model year 1994.

THE NEW MILLENNIUM STARTED THE ERA OF MODERN RIDER ERGONOMICS and meant huge technological development. Rotax SDI two-stroke engines began a new era of fuel-efficient two-stroke engines in the 2000s. It continues with the current Rotax E-TEC two-stroke engines, which, together with the Rotax ACE four-stroke engines, are industry leaders in terms of fuel economy, performance and ease of use. Among utility use and family fun trips, people have found new passionate ways to ride. Deep snow riding and long distance trail adventures have become more and more popular.

From shredding the deep snow to herding reindeers and sweating on the trails, the Lynx sleds are used wherever there's need for a purpose-built rugged snowmobile, worthy of nature's toughest trails.



Rotax SDI engines began the era of modern two-stroke engines in mid 2000s. Model year 2006 Rave Xtrim 600 SDI in the photo.

LYNX LINEUP 2024 WHAT'S NEW



RIDER IN FOCUS NEW RADIENT² PLATFORM

For the ultimate riding experience with purpose-built details and latest technology. Radient² platform offers improved handling, refined ergonomics and more enjoyable ride.



NEW RAVE

The undisputed leader of trail sport snowmobiles renews itself with the Radient² design and re-calibrated suspension setup. The Rave is faster than ever.



NEW XTERRAIN


Conquer the trails and feel the freedom to go beyond them with new Xterrain and Xterrain RE crossovers snowmobiles with Radient² platform.



NEW FEATURES

Shredder DS with 34" ski stance, Shredder RE with the Rotax® 600R E-TEC engine option, the industry leading lighting power with new LED headlights, new EasyRide+ rear suspension, new 4-piston brake, the 10.25" color touchscreen display...

Learn more about all new features in the Lynx 2024 lineup!



BRPLynx.com/Whats-New



NEW COMMANDER RE

An unparalleled combination of riding comfort, work abilities and infinite performance. The Commander RE is the most impressive Commander ever.



NEW 49 RANGER PRO

The new virtuoso of varied terrain. The new 49 Ranger PRO with Radient² design amazes with its agility, deep snow performance and effortless handling.



PERFECT RIDING GEAR
FOR DEEP SNOW



HYBRID
JACKET

QUANTUM
PRO JACKET



HYBRID
SHORTS

QUANTUM PRO
HIGHPANTS

QUANTUM
PRO OPS

Find the right gear
for your needs at
BRPLynx.com/Apparel



DEEP SNOW

SHREDDER

For supreme fun in deep snow. Lynx Shredder deep snow snowmobiles are developed in Finland to offer unparalleled agility, power and fun in the most challenging terrain.

Shredder is the ultimate deep snow snowmobile that takes the riding experience in technical terrain to a new level. When it comes to deep snow, the Shredder always comes out on top.

Available in three packages, Shredder is the deep snow dream come true for any type of rider. The **Shredder RE** is the wildest deep snow sled on the market for the fiercest of riders who want to go big. The **Shredder DS** shines with its ultimate agility and predictability and is the choice of those who ride mostly in the steepest and deepest of terrain. The **Shredder** is a full-bred deep snow sled with effortless and accurate handling and fits perfectly for riders of different levels.

SEE SHREDDER SPECIFICATIONS ON PAGE 22.

SHREDDER RE AMBASSADOR ESSENTIALS BUNDLE



Designed by Lynx Ambassadors, this bundle has everything you need for maximizing your shredding time. With added ruggedness, improved visibility and maximal storage space, you'll be ready to enjoy the longest of rides.



SHREDDER RE
850 E-TEC TURBO R 3900
WITH AMBASSADOR ESSENTIALS
BUNDLE ACCESSORIES



LinQ Deep
Snow Seat
Box



LinQ Jerry
Can 14 L



LinQ Deep
Snow Pro
Bag 30 L



Fixed Riser
Block



XPS Care Glass
Screen Protector
for 10.25" Color
touchscreen display



Explorer²
rear bumper



Explorer²
front bumper



Skid plate



Brake and
chaincase
protection



Heavy-Duty
Air Intake
Filter Kit




Lynx Shovel
With Saw



BRP Tool Kit



Auxiliary LED
Light




Learn more about Shredder at
BRPLynx.com/Shredder

CROSSOVER



XTERRAIN COMMANDER



Learn more about
Xterrain at
[BRPLynx.com/
Xterrain](http://BRPLynx.com/Xterrain)



Learn more about
Commander at
[BRPLynx.com/
Commander](http://BRPLynx.com/Commander)

Lynx crossover snowmobiles are developed to conquer any snow conditions with confidence. Mind-blowing performance meets supreme ride quality and versatility.

Xterrain is an unrivaled crossover snowmobile with a unique combination of performance, resilience and uncompromising adventure features. This extreme crossover is built to overcome any conditions that Arctic terrain can offer.

Overwhelming combination of deep snow capability, performance, comfort and work capability. **Commander** is the chief of all crossovers and the trail blazer of wide-track crossover snowmobiles.

SEE XTERRAIN & COMMANDER SPECIFICATIONS ON PAGE 21.

LYNX STAMINA
FLOAT JACKET



Find the right gear
for your needs at
BRPLynx.com/Apparel

SQUADRON FLEX JACKET & HIGHPANTS



MEN



WOMEN



LYNX ADVEX
SPORT
RADIANT
HELMET

XTERRAIN RE 850 ENDURANCE BUNDLE



All you need for the ultimate adventure. No matter the elements or riding conditions, with these essentials you are ready to beat whatever challenges a snowmobile adventure can offer.



XTERRAIN RE
850 E-TEC 3700
WITH ENDURANCE
BUNDLE ACCESSORIES

THE STORY OF LYNX XTERRAIN



INSPIRED BY WORLD'S MOST DEMANDING SNOWMOBILE RACE

3,500 kilometers of wilderness. Sea ice, snowy forest paths and freezing temperatures. Extreme challenges for the rider and the sled. The story of Lynx Xterrain began from those conditions.



Finnish duo preparing for Cain's Quest 2020 with Xterrain snowmobiles.

In 2016, **Sami Päivike** and **Arto Jauhiainen** were pioneers when they participated as the first Lynx riders in Cain's Quest, the world's most demanding snowmobile endurance competition in Labrador, Canada.

The Finnish duo bravely rode through the entire competition with their Lynx BoonDocker RE 3700 snowmobiles tailored for the contest. The deep snow sleds were specially modified for a long adventure race with, among other things, a wider ski stance, longer gear ratio and shock absorbers borrowed from the Rave RE trail sport sled. Inspired by the Cain's Quest experience, Lynx revealed the Xterrain family for the model year 2019. It was a crossover snowmobile that, in an unprecedented way, combined sporty riding characteristics, the capability to proceed off trail, and equipment tailored for adventure use.

For **Markku Rytinki** from Pudasjärvi, Finland, snowmobiling is a way to break away from everyday life and the busy work as an entrepreneur. He is riding with the Xterrain RE 900 ACE Turbo R sled for the second winter, with which Rytinki's favorite way to ride is long trail adventures of several hundreds of kilometers.

"Long distance rides are the most pleasant way for me to reset my head. I especially enjoy riding on the natural trails of northernmost Lapland – there are many different route options and the trails are often narrow and covered with a lot of snow. 250 kilometers is a nice day trip, more than 300 kilometers is more about challenging yourself."

Rytinki describes Xterrain RE as a comfortable and fuss-free adventure companion which impresses especially with its performance and suspension capability.

"The suspension works great on various trails. The long track brings stability and ensures proceeding in deep snow. Even though the turbo engine offers raw performance, the sled is still comfortable to ride even on longer trips without rider's fatigue."

For the dark winters of Finland, Rytinki has mounted extra lights for the sled, in addition to a higher windshield and bags for extra gear and food.

"I have also noticed that high quality riding gear is worth the investment."

In March, Lynx Xterrain returns to its roots, when Rytinki and his riding partner **Esa Norokorpi** are heading to Cain's Quest. For Rytinki, the race is the first one as a rider – in 2016 he was part of the support team when Sami Päivike and Arto Jauhiainen participated the race for the first time.

Rytinki and Norokorpi have tailored Xterrain RE 850 E-TEC snowmobiles for the ultimate challenge in Canada's northernmost wilderness.

"On the longest stage, you have to make 370 kilometers with your own fuel, so the sled will carry 47 kg of extra weight due to the additional fuel and the mandatory survival supplies. With a 3,700 mm long track, it can handle any snow conditions and the sled is made for fast paced march. We have full confidence in the Xterrain."



Due to the long and demanding stages, carrying heavy extra cargo is one of the challenges for the sleds in Cain's Quest race. Xterrain RE snowmobiles loaded for the 2023 competition.





LYNX STAMINA
ENDURO RE JACKET



LYNX STAMINA
ENDURO JACKET



LYNX STAMINA
ENDURO PANTS



Find the right gear
for your needs at
BRPLynx.com/Apparel

TRAIL

RAVE

Lynx trail snowmobiles are known for their stunning ride quality. Their superiority in performance and comfort is based on unique suspension and purpose-driven design.

Ready to race. Born to win. **Rave** is a pure-blood trail sport snowmobile. Its features, specially designed for Nordic conditions, make it superior on racetracks and demanding trails.

SEE RAVE SPECIFICATIONS ON PAGE 20.



Learn more about Rave at BRPLynx.com/Rave

RAVE RE TRAIL ADVENTURE BUNDLE



All you need for the ultimate long distance trail adventures. No matter the elements or riding conditions, with these essentials you are ready to beat whatever challenges a snowmobile adventure can offer.



RAVE RE 850 E-TEC
WITH TRAIL ADVENTURE
BUNDLE ACCESSORIES

- | | | | | |
|---|--|---|---|---|
|  <p>LinQ Sport Bag 17 L</p> |  <p>Handlebar Bag, Small</p> |  <p>LinQ Deep Snow Seat Box</p> |  <p>Cellphone Holder</p> |  <p>Glovebox extension / GPS support</p> |
|  <p>LinQ Jerry Can 14 L</p> |  <p>eLinQ</p> |  <p>3W Heater</p> |  <p>Ultra High Windshield</p> |  <p>Windshield Side Deflectors</p> |
|  <p>Windshield side deflector adapters</p> |  <p>Explorer² front bumper</p> |  <p>Explorer² rear bumper</p> |  <p>Brake and chaincase protectors</p> |  <p>Skid plate</p> |
|  <p>Heated driver seat</p> | | | | |

TRAIL ADVENTURE



Learn more about
Adventure at
[BRPLynx.com/
Adventure](http://BRPLynx.com/Adventure)

Adventure is developed to offer memorable winter experiences for the whole family, regardless of the length of the trip. Easy handling and advanced engine technology are the basis for an enjoyable riding experience.

SEE ADVENTURE SPECIFICATIONS ON PAGE 20.

ADVENTURE FAMILY FUN BUNDLE

Double the fun of all-day adventures. These accessories turn your Adventure snowmobile into a perfect travel companion for two.



2-up Seat
with Backrest



Cell Phone
Holder



Handlebar Bag,
Small



Heavy-Duty
Skid Plate



Explorer Front
Bumper



High Beam
Auxiliary Led
Light



3W Heater

ADVENTURE SC 900 ACE TURBO WITH FAMILY FUN BUNDLE ACCESSORIES

LYNX STAMINA ARCTIC JACKET & HIGHPANTS

The multifunctional hero for
trail, adventure and utility



MEN

LYNX TECLAYER ALPHA DOWN JACKET



WOMEN



Find the right gear
for your needs at
[BRPLynx.com/
Apparel](http://BRPLynx.com/Apparel)





YOUTH

RAVE Make way for the new heroes! Rave 120 and Rave 200 snowmobiles are designed to offer everlasting winter memories for the next generation of Lynx riders.



Learn more about Youth models at BRPLynx.com/Rave-Junior

Even the smallest of little rippers have the opportunity to discover what riding with Lynx is all about. The **Rave 120** is the perfect way to get them started learning the basics of riding technique, control and confidence that's loads of winter fun.

A full-featured snowmobile in a pint-sized offering, the **Rave 200** looks and rides just like Mom and Dad's sleds, but with appropriately sized power and features for young riders to adventure around the cottage or in the backyard.

SEE RAVE 120 & RAVE 200 SPECIFICATIONS ON PAGE 20.



SQUADRON KIDS OPS (INS.)



LYNX KIDS BEANIE



Find the right gear for your needs at BRPLynx.com/Apparel



LYNX JUNIOR BOOTS



UTILITY

49 RANGER
59 RANGER
69 RANGER

From daily winter chores to heaviest-duty work. Lynx utility snowmobiles are known for their unparalleled robustness, capacity and ease of use.

Through the forests and fells, **49 Ranger** has a reputation as a snowmobile that gets you there and back with confidence. Top-class performance and deep snow capability in the segment of light-utility snowmobiles.

From relaxing leisure to on-call chores and heavy duty work – **59 Ranger** masters it all. Versatility is combined with great utility features and wide comfort zone.

69 Ranger is designed for the most demanding work-duties. Combining incredible towing capacity and flotation with supreme ride quality, the 69 Ranger is the undisputed ruler of the super-wide track snowmobiles.


SEE UTILITY MODELS' SPECIFICATIONS ON PAGES 22–23.



Learn more about 49 Ranger at BRPLynx.com/49-Ranger



Learn more about 59 Ranger at BRPLynx.com/59-Ranger



Learn more about 69 Ranger at BRPLynx.com/69-Ranger

EXOME HELMET



LYNX STAMINA TRAIL JACKET & PANTS



MEN



WOMEN

49 RANGER PRO WORKING HERO BUNDLE



For jobs that need to get done, no matter the conditions. Boost your confidence and comfort with these hard-working accessories.

















49 RANGER PRO 850 E-TEC
WITH WORKING HERO
BUNDLE ACCESSORIES

- | | | | | |
|----------------------|--------------------|-----------------------------|---------------------------------------|------------------------------------|
| | | | | |
| Handlebar Bag, Small | LinQ Tool Box 19 L | LinQ Deep Snow Pro Bag 30 L | LinQ Jerry Can 14 L | LinQ 1+1 Rack |
| | | | | |
| LinQ Tool Holder | LinQ Axe Holder | Lynx Shovel with Saw | Fiskars Axe Norden with leather cover | Explorer² front bumper |
| | | | | |
| Heated driver seat | eLinQ | Ice Scratchers | Adjustable Windshield Medium to High | Windshield Side Deflectors |
| | | | | Windshield side deflector adapters |



Find the right gear for your needs at BRPLynx.com/Apparel

LYNX 2024 SPECIFICATIONS		TRAIL						
		Rave				Adventure		
								
		RE	Enduro	120	200	LX	SC	
COLOUR		Platinum Silver Satin / Evo Red	Bright White / Evo Red	Viper Red	Viper Red	Viper Red / Black	Viper Red / Black	Viper Red / Black
FEATURES	Frame	Radien²	Radien²	Youth	Youth	Radien-X	Radien-X	Radien-X
	Skis	Blade XC+	Blade XC+			Blade DS+	Blade DS+	Blade DS+
	Seating	Sport, 1-up	Sport, 1-up			Sport, 1-up	2-up	Sport, 1-up
	Handlebar	U-type aluminium with hooks	U-type aluminium with hooks			Straight steel with hooks	Steel with hooks	Straight steel with hooks
	Starter	Manual Electric (optional)	Manual	Manual	Electric	Electric	Electric	Electric
	Reverse	RER	RER			Mechanical	Mechanical	Electro-mechanical
	Windshield	Extra low	Extra low	Low	Low	Medium with side deflectors	Extra high with side deflectors	Medium with side deflectors
GAUGE		7.2-in. wide digital display / 10.25-in Color Display (optional)	7.2-in. wide digital display			4.5-in. digital display	4.5-in. digital display	7.2-in. wide digital display / 7.8-in panorama display (spring only on Turbo)
SUSPENSION	Front suspension	LFS+	LFS+	A-Arm	A-Arm	LFS+	LFS+	LFS+
	Front shock	KYB PRO 46 HLCR Kashima	KYB PRO 46 HLCR Kashima	Hydraulic twin-tube	Hydraulic twin-tube	KYB 36	KYB 36	KYB 36 Plus
	Rear suspension	PPS³	PPS³	Slide rail, adjustable torsion spring	Slide rail, adjustable torsion spring	PPS³	PPS³	PPS³
	Center shock	KYB PRO 46 HLCR Kashima	KYB PRO 46 HLCR Kashima			KYB 36	KYB 36	KYB 36 Plus
	Rear shock	KYB PRO 46 HLCR Kashima	KYB PRO 46 HLCR Kashima	Hydraulic twin-tube	Hydraulic twin-tube	KYB 36	KYB 36	KYB 46 Plus Kashima
ROTAX® ENGINE		600R E-TEC 850 E-TEC	600R E-TEC	120	200	600 ACE	600 ACE	900 ACE 900 ACE Turbo
Fuel tank		37 liters	37 liters	1.9 liters	8.3 liters	37 liters	37 liters	37 liters
TRACK	Track nominal length	3,487 mm	3,269 mm	1,700 mm	2,360 mm	3,705 mm	3,487 mm	3,705 mm
	Track nominal width	381 mm	381 mm	254 mm	254 mm	381 mm	381 mm	381 mm
	Track profile height	41 mm Cobra 32 mm Ice Ripper XT studded (optional)	41 mm Cobra	19 mm Cobra	25 mm Cobra	41 mm Cobra	32 mm Ripsaw	41 mm Cobra
DIMENSIONS	Ski stance	1,097 mm	1,097 mm	775 mm adjustable	775 mm adjustable	1,097 mm	1,097 mm	1,097 mm
	Vehicle overall length*	3,040 mm	2,920 mm	1,854 mm	2,134 mm	3,160 mm	3,060 mm	3,250 mm
	Vehicle overall width	1,270 mm	1,270 mm	914 mm	914 mm	1,200 mm	1,280 mm	1,200 mm
	Vehicle overall height	1,140 mm	1,140 mm	864 mm	864 mm	1,280 mm	1,470 mm	1,280 mm


CROSSOVER									
Xterrain					Commander				
									
600R E-TEC	600 EFI	RE 850 E-TEC	RE 900 ACE Turbo R	Brutal	Limited		RE	Grand Tourer	
Evo Red / Black	Race Orange / Black	Platinum Silver Satin / Evo Red	Platinum Silver Satin / Evo Red	Platinum Silver Satin / Evo Red Black (optional)	Scandie Blue/ Black	Scandie Blue/ Black	Scandie Blue/ Black	Noble Bronze / Black	
Radien²	Radien	Radien²	Radien-X	Radien-X	Radien-X	Radien-X	Radien-X	Radien-X	
Blade DS+	Blade DS+	Blade XC+	Blade XC+	Blade DS+	Blade DS+	Blade DS+	Blade DS+	Blade DS+	
Sport, 1-up	Sport, 1-up	Sport, 1-up	Sport, 1-up	Brutal, 1-up	Modular, 1-up	Modular, 1+1	Modular, 1-up heated	Luxury Modular 1+1 with heating	
U-type aluminium with hooks, low grab handle	U-type aluminium with hooks, low grab handle	U-type aluminium with hooks, low grab handle	U-type aluminium with hooks, low grab handle	U-type aluminium with hooks, low grab handle	U-type steel with hooks, low grab handle	U-type steel with hooks, low grab handle	U-type steel with hooks, low grab handle	Steel with hooks	
Electric and manual	Electric and manual	Electric and manual	Electric	Electric and manual	Electric	Electric	Electric	Electric	
RER	RER	RER	Electro-mechanical	RER	RER (600R E-TEC) Electro-mechanical (ACE)	Electro-mechanical	Electro-mechanical	Electro-mechanical	
Low	Low	Low	Low	Low	Extra high with side deflectors	Extra high with side deflectors	Low	Extra high with side deflectors	
4.5-in. digital display	Compact digital display	7.2-in. wide digital display / 10.25-in Color Display (optional)	7.2-in. wide digital display / 7.8-in panorama display (optional)	7.2-in. wide digital display / 7.8-in panorama display (optional)	4.5-in. digital display	7.2-in. wide digital display	7.2-in. wide digital display	7.2-in. wide digital display / 7.8-in panorama display (optional)	
LFS+	LFS	LFS+	LFS+	LFS+	LFS+ with bended lower A-Arms	LFS+ with bended lower A-Arms	LFS+ with bended lower A-Arms	LFS+	
KYB 36	KYB 36	KYB PRO 46 HLCR Kashima	KYB PRO 46 HLCR Kashima	KYB PRO 36 EA-3 R Kashima	KYB 36	KYB 36	KYB PRO 36 EA-3 R Kashima	KYB 36 Plus R	
PPS²-DS+	PPS²-DS+	PPS³	PPS³	EasyRide +	EasyRide with adjustment	EasyRide with adjustment	EasyRide +	EasyRide with adjustment	
KYB 36	KYB 36	KYB PRO 46 HLCR Kashima	KYB PRO 46 HLCR Kashima	KYB 46 Plus Kashima	KYB 36	KYB 36	KYB 46 Plus Kashima	KYB 46 Plus Kashima	
KYB 36	KYB 36	KYB PRO 46 HLCR Kashima	KYB PRO 46 HLCR Kashima	KYB 46 Plus Kashima	KYB 36	KYB 36	KYB PRO 46 EA-3 R Kashima	KYB 46 Plus Kashima	
600R E-TEC	600 EFI	850 E-TEC	900 ACE Turbo R	850 E-TEC	600R E-TEC 900 ACE 900 ACE Turbo	900 ACE 900 ACE Turbo	900 ACE Turbo R	900 ACE Turbo 900 ACE Turbo R	
37 liters	37 liters	37 liters	37 liters	42 liters	42 liters	42 liters	42 liters	42 liters	
3,705 mm	3,705 mm	3,705 mm	3,705 mm	3,923 mm	3,923 mm	3,923 mm	3,230 mm	3,923 mm	
406 mm	406 mm	406 mm 381 mm (optional)	406 mm 381 mm (optional)	500 mm	500 mm	500 mm	500 mm	500 mm	
51 mm PowderMax	51 mm PowderMax	51 mm PowderMax 41 mm Ice Cobra studded (optional)	51 mm PowderMax 41 mm Ice Cobra studded (optional)	60 mm PowderMax	44 mm PowderMax	44 mm PowderMax	44 mm PowderMax	44 mm PowderMax	
996 mm	996 mm	1,097 mm	1,097 mm	996 mm	996 mm	996 mm	996 mm	1,080 mm	
3,160 mm	3,160 mm	3,160 mm	3,120 mm	3,230 mm	3,240 mm	3,240 mm	3,923 mm	3,230 mm	
1,200 mm	1,200 mm	1,270 mm	1,270 mm	1,200 mm	1,200 mm	1,200 mm	1,200 mm	1,280 mm	
1,280 mm	1,250 mm	1,280 mm	1,260 mm	1,230 mm	1,500 mm	1,500 mm	1,250 mm	1,470 mm	

LYNX 2024 SPECIFICATIONS				DEEP SNOW			UTILITY		
				Shredder			49 Ranger		
				DS	RE		PRO	ST	
COLOUR				Evo Red / Black	Platinum Silver Satin / Evo Red Black (optional)	Bright White / Evo Red Black (optional)	Orange/Full Moon Silver/Black	Orange/Full Moon Silver/Black	Noble Bronze / Black
FEATURES	Frame	Radien ²	Radien ²	Radien ²	Radien-X	Radien ²	Radien-X		
	Skis	Blade DS+	Blade DS+	Blade DS+	Blade DS+	Blade DS+	Blade DS+		
	Seating	Shredder DS, 1-up	Shredder DS, 1-up	Shredder DS, 1-up	2-up light	Sport, 1-up	2-up		
	Handlebar	U-type aluminium with hooks, low grab handle	U-type aluminium with hooks, low grab handle	U-type aluminium with hooks, low grab handle	U-type steel with hooks, low grab handle	U-type steel with hooks, low grab handle	U-type steel with hooks, low grab handle		
	Starter	Manual Electric (optional)	Manual with SHOT Electric (spring only on 3900)	Manual with SHOT Electric (spring only on 3700)	Electric	Electric and manual	Electric		
	Reverse	RER	RER	RER	Mechanical	RER	Mechanical		
	Windshield				Extra high with side deflectors	Medium with side deflectors	Extra high with side deflectors		
GAUGE				4.5-in. digital display	4.5-in. digital display / 10.25-in Color Display (optional)	4.5-in. digital display / 10.25-in Color Display (optional)	4.5-in. digital display	7.2-in. wide digital display	7.2-in. wide digital display
SUSPENSION	Front suspension	LFS	LFS	LFS	LFS+ with bended lower A-Arms	LFS with bended lower A-Arms	LFS+		
	Front shock	KYB 36	KYB 36 Plus Kashima	KYB PRO 36 EA-3 R Kashima	KYB 36	KYB 36	KYB 36		
	Rear suspension	PPS ² -DS+	PPS ² -DS+ (4100 spring only)	PPS ² -DS+	EasyRide	PPS ² -DS+	EasyRide with adjustment		
	Center shock	KYB 36	KYB 36 Plus Kashima	KYB 46 Plus Kashima	KYB 36	KYB 36	KYB 36		
	Rear shock	KYB 36	KYB 36 Plus Kashima	KYB PRO 46 HLCR Kashima	KYB 36	KYB 36	KYB 36		
ROTAX® ENGINE				600R E-TEC	850 E-TEC 850 E-TEC Turbo R	600R E-TEC 850 E-TEC 850 E-TEC Turbo R	600 ACE	600R E-TEC 850 E-TEC	900 ACE 900 ACE Turbo
Fuel tank				37 liters	37 liters	37 liters	37 liters	37 liters	37 liters
TRACK	Track nominal length	3,923 mm	3,912 mm 4,178 mm	3,705 mm 3,923 mm (64mm) 3,912 mm (76mm)	3,923 mm	3,923 mm	3,923 mm		
	Track nominal width	381 mm	381 mm	381 mm	406 mm	381 mm	406 mm		
	Track profile height	64 mm PowderMax	76 mm PowderMax X-Light	64 mm PowderMax 76 mm PowderMax X-Light (spring only 3900)	38 mm DSG	64 mm PowderMax	51 mm PowderMax		
DIMENSIONS	Ski stance	921 mm	863 mm	921 mm	996 mm	921 mm	1,097 mm		
	Vehicle overall length*	3,190 mm	3,190 mm (3900) 3,335 mm (4100)	3,060 mm (3700) 3,190 mm (3900)	3,290 mm	3,385 mm	3,290 mm		
	Vehicle overall width	1,120 mm	1,055 mm	1,120 mm	1,200 mm	1,120 mm	1,280 mm		
	Vehicle overall height	1,280 mm	1280 mm	1,280 mm	1,540 mm	1,320 mm	1,470 mm		

				UTILITY			
59 Ranger			69 Ranger				
600 ACE	600 EFI	Alpine	Limited	Alpine	Snow Cruiser		
Viper Red / Black	Viper Red / Black	White/Orange/Black	White/Orange/Black	White/Orange/Black	White/Orange/Black	Noble Bronze / Black	
Radien-X	Radien-X	Radien-X	Radien-X	Radien-X	Radien-X	Radien-X	
Blade DS+	Blade DS+	Blade DS+	Blade DS+	Blade DS+	Blade DS+	Blade DS+	
Modular, 1-up	Modular, 1-up	Modular, 1-up heated	Modular, 1-up heated	Modular, 1+1	Modular, 1-up heated	Luxury Modular 1+1 with heating	
U-type steel with hooks, low grab handle	U-type steel with hooks	U-type steel with hooks, low grab handle	U-type steel with hooks, low grab handle	U-type steel with hooks, low grab handle	U-type steel with hooks, low grab handle	U-type steel with hooks, low grab handle	
Electric	Electric and manual	Electric	Electric	Electric	Electric	Electric	
Electromechanical	RER	Electromechanical	Electromechanical	Electromechanical	Electromechanical	Electromechanical	
Extra high with side deflectors	Extra high with side deflectors	Extra high with side deflectors	Extra high with side deflectors	Extra high with side deflectors	Extra high with side deflectors	Extra high with side deflectors	
4.5-in. digital display	Compact digital display	7.2-in. wide digital display	4.5-in. digital display	7.2-in. wide digital display	7.2-in. wide digital display	7.2-in. wide digital display	
LFS+	LFS+	LFS	LFS+ with bended lower A-Arms	LFS+ with bended lower A-Arms	LFS	LFS+	
KYB 36	Motion Control	KYB 36	KYB 36	KYB 36	KYB 36	KYB 36 Plus R	
EasyRide with adjustment	EasyRide	EasyRide with adjustment & extension lock	EasyRide with adjustment	EasyRide with adjustment	EasyRide Alpine	EasyRide with adjustment	
KYB 36	KYB 36	KYB 36	KYB 36	KYB 36	KYB 36	KYB 46 Plus Kashima	
KYB 36	KYB 36	KYB 36	KYB 36	KYB 36	2 x KYB 36	KYB 46 Plus Kashima	
600 ACE	600 EFI	900 ACE	900 ACE	900 ACE Turbo	900 ACE Turbo	900 ACE Turbo R	
42 liters	42 liters	42 liters	42 liters	42 liters	42 liters	42 liters	
3,923 mm	3,923 mm	3,923 mm	3,923 mm	3,923 mm	3,968 mm	3,923 mm	
500 mm	500 mm	500 mm	600 mm	600 mm	600 mm	600 mm	
44 mm	38 mm	38 mm Cobra (studded)	38 mm	38 mm	38 mm Ice Cobra silent (studded)	38 mm	
996 mm	996 mm	1,080 mm	996 mm	996 mm	1,080 mm	1,097 mm	
3,240 mm	3,240 mm	3,240 mm	3,240 mm	3,240 mm	3,240 mm	3,250 mm	
1,200 mm	1,200 mm	1,280 mm	1,200 mm	1,200 mm	1,280 mm	1,280 mm	
1,500 mm	1,500 mm	1,470 mm	1,500 mm	1,500 mm	1,470 mm	1,470 mm	

 brplynx.com


 [/lynxsnowmobiles](https://www.facebook.com/lynxsnowmobiles)

 [/lynx_snowmobiles](https://www.instagram.com/lynx_snowmobiles)

BE CONNECTED

WITH YOUR TRIBE

DOWNLOAD BRP GO! APP NOW



BRP GO! AT BRPLYNX.COM